

## TECHNICAL OFFICIALS

### Commissaires Panel appointed by the UCI and UEC Management Committee

Christian MAGIERA	(GER)	President
Pavel SKOREK	(POL)	Starter
Andreas GENSHEIMER	(GER)	Judge-Referee

### Assistant Commissaires appointed by the National Federation

Richard VERMEEREN	(NED)	Assistant starter
Carlijn HAAN	(NED)	Finish Judge
Simone MANDERS	(NED)	
Vincent SCHUURHUIS	(NED)	
Leo VAN DER LINDEN	(NED)	
Arthur JANSEN	(NED)	
John BURGER	(NED)	
Koos FEIKEN	(NED)	
Roxanne LOUWAGIE	(NED)	
Herman VAN PLATERINGEN	(NED)	
Sara RODNEY	(USA)	

**Technical commissaire** Willi Tarran (GBR)

**UEC Race Secretary** Lino NOSSA (POR)  
**UEC Race Secretary Assistant** Silvia MAGNI (ITA)

**Official timekeeping / TV graphics** Swiss Timing

**Derny Pilot** Freek BRUNING (NED)

### UEC Representatives

UEC Management Board	Enrico DELLA CASA	(ITA), President
	Delmino PEREIRA	(POR), Vice President
	Henrik Jess JENSEN	(DEN), Vice President
	Katarina JAKUBOVA	(SVK), Member
	Dragomir KOUZOV	(BUL), Member
UEC General Secretary	Alasdair MACLENNAN	(GBR)
UEC Sports Coordinator/Tec. Delegate	Vladimiro PETSAS	(GRE)
UEC Events Coordinator	Tiziana LARDIERI	(SUI)
UEC Track Commission President	Jos SMETS	(BEL)
UEC Press Officer	Stefano BERTOLOTTI	(ITA)
UEC Photographer	Roberto BETTINI	(ITA)
UEC Video Producer	Christian BOHM	(ITA)
UEC Technical Staff	Fabio PEREGO	(ITA)

### Official announcers

English speaker	John VINGERLING	(NED)
Local speaker	Johan VAN DER MADE	(NED)

**Race Doctor** Jelle POSTHUMA (NED)

**ALE**<sup>®</sup>

**vittoria**<sup>®</sup>

U E C O f f i c i a l S u p p l i e r s

Institutional Partners



Local Organising Committee



**Communiqué no. 2**

**GENERAL INFORMATION – REMINDER OF DISPOSITIONS**

- **The confirmation of the riders** done on Tuesday, January 9<sup>th</sup> is final; nevertheless, Team Managers will have the opportunity to forward modifications to the Secretary of College of Commissaires (Mr. Lino Nossa) until 15` prior to the the start of the first competition session on the day of each event **using the appropriate UEC form.**
- Any **Team Pursuit and Team Sprint** modification must be provided to the secretary of the commissaires panel at least **30 minutes** before the relevant competition round start (article 3.2.079 & 3.2.149 ).
- Any rider replacement to a confirmed selection may only come from the list of already registered riders.
- Rider registered and confirmed for a specific race and not showing up at the start will be sanctioned by a fine as per art. 3.10.008/7.6. Illness can only be accepted as an “act of god” if the rider was declared unfit to race by the Race Doctor.

**Training and Warm-Up Sessions**

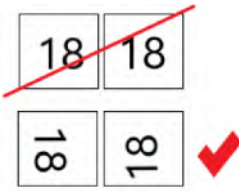
- Only riders who are competing at the same day may use the track during the pre-session warm up time in the morning. For the evening session warming up is reserved for riders competing in that session.
- The use of the derny and the use of starting blocks during the official training are not permitted. Standing starts are permitted only under the following conditions;
  - one rider at a time,
  - on the home straight in the sprinter’s lane, and
  - with the assistance of someone waving a flag at the exit of the 4<sup>th</sup> bend.
- **Team sprint starts are only permitted in the last 15` of the morning training session and only on the days with team sprint in the program.**

**Competitions**

- Riders are reminded that art. 3.2.003 must be respected. Riders are not permitted to wear tinted visors or glasses that would prevent them from being clearly identified while seated in the waiting area. Riders shall only put on their tinted visor or glasses when heading on to the track only. Any rider failing to respect this article shall be sanctioned as per article 3.10.008.
- Riders are reminded that they must wear their national team jerseys during the races as well as during award ceremonies and training.

**ALE**®  **vittoria**®

U E C O f f i c i a l S u p p l i e r s

- Riders participating in the awards ceremony must present themselves in due time, bare-headed and without headband or glasses, wearing proper footwear, until after they leave the official ceremony enclosure.
- Riders shall ensure that the body number is visible and legible at all times. The body number shall be well fixed and may not be folded or altered. When two numbers are required to be worn, these should be placed low down and on either side of the back. When a single number is required to be worn, this should be placed low down in the center of the back. **Body numbers will be distributed at the Team Manager's meeting. Specific numbers for Madison will be distributed the day of the event.**

- The riders are obliged to use the body-numbers which will be supplied by the organization. Changes to these and clothes are not allowed.
- Riders shall wear one (1) body number in the following events: Kilo and 500 m. TT, Individual Pursuit, Team Pursuit (each rider one number), Team Sprint (each rider one number).  
Riders shall wear two (2) body numbers in all other races, Omnium included.  
The riders competing in Madison will receive dedicated body numbers.
- During bunch events, Sprint, 200 m Time Trial and Keirin, numbers must be placed on the outer layer of clothing. For Kilometre, 500 metres Time Trial, Individual Pursuit, Team Pursuit and Team Sprint, number pockets are permitted.
- Transponders are mandatory for all events. The transponders will be distributed at the Team Managers' meeting. These should be returned to Swiss Timing once the rider has completed all their events.
- LED devices for the Elimination races (Men and Women) shall be collected next to the timing podium one hour prior to the start of each race and returned to the same place at the end of each race.
- All bicycle measurement checking shall be carried out in the equipment check area before entering the track. Riders must come for bicycle-check in adequate time prior to their start. Checking will also be carried out 15 minutes prior to commencing each session of the competition. **Teams are responsible for verifying the legality of replacement equipment that may be used in any event.** Commissaires are entitled to double check positions after the race. Should the bicycle or position have been modified in contravention of the regulations, the rider may be disqualified.
- In mass start events, the riders shall enter the track from the home straight and leave the track from the backstraight only. In individual events, all riders (including winners) must exit the track on the back straight.

**ALE**®  **vittoria**®

U E C O f f i c i a l S u p p l i e r s

- In final sessions, in medal events, all riders will have to exit the track on the back straight and go through **the mixed zone**. In the media mixed zone, all riders shall pass by foot. No bikes will be allowed in that zone.  
Anybody failing to respect the instructions of the race organisation or commissaires will be penalised by a fine of CHF 100-200 as per UCI Regulation 12.4.001.20. Anybody committing a second offence of incorrect behaviour, will be fined CHF 500 and may have their accreditation immediately revoked.

### Team Leaders and Coaches

- **Safety zone (art. 3.1.012)**  
During all track events, except Team Pursuit and Individual Pursuit, all team staff shall remain on the infield (off the safety zone and the track).  
During Team Pursuit and Individual Pursuit, one coach per team only is permitted on the safety zone.  
Specific team staff may be permitted to access the safety zone (i.e. the mechanic following a crash) at the Commissaires' discretion.  
Irrespective of the above, article 3.6.072 applies.
- The access to the track must be kept clear at all times. **All track access ramps shall be kept free of any material and team personnel.**
- Access to the starter's platform is only for officials. All others are not permitted to use this podium. Access to the awards ceremony podium is forbidden except for official ceremonies.

### Award Ceremonies

- Riders participating in the awards ceremony must present themselves in due time, bare-headed and without headband or glasses, wearing competition apparel and footwear, until after they leave the official ceremony enclosure.
- Teams are reminded that in the awards ceremony of team events, all the riders that participated in any round are allowed on the podium as follows:
  - Team Pursuit max. 5
  - Team Sprint max. 4

### General

- The wearing of an approved rigid safety helmet, done up in a correct manner, is mandatory for riders at all times when riding on the track surface and safety zone.
- Riders may not wear headphones attached to devices such as radios, music players, telephone, etc., while riding on the track.
- Road bikes are not allowed on the track, including the safety zone.
- Bicycles or other equipment may not be left on the safety zone of the track.
- No drinks or food are allowed on the safety zone of the track.
- Riders are not allowed to sit on the track surface

**ALE**®   
U E C O f f i c i a l S u p p l i e r s

## TECHNICAL INFORMATION – REMINDER OF DISPOSITIONS

### Amendments to regulations as of 01.08.2023

- Please note that amendments to the UCI regulations did come into effect on August 1<sup>st</sup>. The amendments are available on the UCI website ([under Regulations](#)). See also the [presentation of the last world championships` team managers meeting](#) for details.

### General

- If riders wearing the same team clothing ride in the same race, they shall bear some item to clearly distinguish between them.
- Riders may carry no object on them or on their bicycles that could drop onto the track. Any electronic device with a display must be hidden from the rider's sight so that it cannot be read by the rider.

### Conduct of riders

- Riders shall refrain from any collusion, manoeuvre or movement likely to hinder the conduct or distort the result of the race. In the case of collusion between riders, the commissaires may disqualify the riders concerned. In addition, while riding on the track, riders shall at all times be in firm control of the bicycle and have at least one hand on the handlebar (or extension). (art. 3.2.002)

### Warnings – disqualification

- Any offence not specifically penalised and any unsporting behaviour may be punished by a warning, indicated by a yellow flag, or by disqualification, indicated by a red flag, according to the gravity of the fault, notwithstanding the fine provided for in article 12.3.005. On each occasion the commissaires will indicate at the same time the race number of the faulting rider. If a rider is relegated in an event, that relegation may also carry with it a warning, depending on the gravity, intent and impact of the fault. If a rider is issued a warning in an event, the warning will also be carried to the other events within this edition of the European Championships. A rider receiving a second warning, or being relegated for the third time, is disqualified for the rest of the championships. A rider disqualified in an event for sporting conduct is effectively disqualified for the entire competition. (art. 3.10.003, modified on 01.08.23)

**ALE**® 

U E C O f f i c i a l S u p p l i e r s

### Neutralisation

- Unless otherwise provided in a specific provision, in the case of a recognised mishap of a rider or a team in a bunch event including Madison, the rider or the team shall be entitled to a neutralisation during the number of laps closest to 1250 metres (5 laps on a 250m-track), counted from the moment of the mishap until he has resumed his position that he occupied before the mishap. (art. 3.2.020bis)

### Restart in standing start events

- In each round of a standing start event, a team or a rider is only permitted two starts.  
A restart shall only be given in the result of a false start, or in the event of a recognised mishap as per article 3.2.021. Pulling the wheel is not a recognised mishap.
- If a team or rider stops after suffering a mishap and the starter determines it is not a recognised mishap, the team or rider shall be disqualified from the qualifying round of the event, or be relegated in the following rounds. (art. 3.2.021ter, modified on 01.08.23)

### Sprint & 200 meter Time Trial

- Riders shall wear both number panels during the qualifying 200 meters Time Trial.
- When pushing their rider at the start of the 200m, coaches must remain on the safety zone and not go further than the pursuit line while pushing. Failure to respect this directive will result in a fine for not following the commissaires instructions.

### Individual Pursuit

- The Championships shall be conducted as follows: the two fastest riders in the qualifying round will contest the final for first and second place and the next two fastest riders will contest the final for third and fourth place.
- During the qualifying round, 2 riders will ride during each heat, one starting on the home straight pursuit line, one on the back straight pursuit line.
- Other than the riders qualifying for the finals, the remaining riders will be classified in accordance with the times recorded in the Qualifying Round.

### TT Km and 500 m.

- The event will be run in two phases with a qualifying round to find the best 8 riders to contest the finals (art. 3.2.106 & 3.2.106 bis). Riders will ride the qualifying round with 2 riders on the track.

### Team Pursuit

- The event is organized in 3 phases as per UCI track regulations, article 3.2.085.
- In the qualifying round, teams shall take to the track one at a time.
- During the first round in case of one team catches another, the commissaires will show a red flag to the team being caught. From this moment the team is not allowed to do a relay on pain of disqualification (art. 3.2.097).
- In the qualifying and the first round all teams need to cover the full distance to record a time, except a team in the last two heats of the first round which catches their opponent. In the event of a catch in either of the last two heats of the first round, the team catching their opponent shall stop as soon as possible to allow their opponents to continue and record a time. Teams caught may not ride in the slipstream of their opponents nor pass them. Teams which catch their opponent may not ride in their slipstream (art 3.2.056/3.2.086).
- The team of a rider which has stopped following a recognised mishap shall restart at the end of the qualifying rounds, or at a suitable position not to disrupt the preparation of other teams as decided by the Commissaires' Panel.

### Team Sprint

- The event is organized in 3 phases as per UCI track regulations, article 3.2.145.
- The qualification heats will be run with one team at a time on the track.

### Keirin

- The motorized pacer will leave the track in the home straight with 3 laps to go after completing 3 laps with the riders behind him.
- At the start, riders shall take their positions determined by the draw, directly behind the pacer, for at least the first lap, failing which the race shall be stopped and riders that failed to comply shall be disqualified (art. 3.2.139).



### Madison

- Riders shall wear special number panels which will be distributed the day of the race at the commissaire's area inside the track. Numbers will be available at the latest 30 minutes prior to the start of the program.
- No feeding is permitted during the race.

### Elimination (as a stand alone Championship)

- The order of the riders shall be determined according to the UCI regulations, in respect to the current UCI Elimination **Nation** Ranking. The order for non-ranked riders, will be done by drawing lots.
- During the start, holders are allowed to push their riders, but are not allowed to move from their position while pushing in order to avoid crashes at the start.
- If no decision can be made about which rider to eliminate, then no riders shall be eliminated until the next sprint. This shall be indicated by a green flag on the start line.
- An eliminated rider shall leave the track immediately, failing which he shall be penalised depending on the gravity of the situation (relegation with a warning, or disqualification).
- Coaches or Managers who instruct or encourage their rider to continue racing following the announcement of their elimination will be penalised by a fine of CHF 500 as per UCI Regulation 3.10.008-6.3. Subject to the same penalties, no team representative can approach or try to dispute any decision made by Commissaires during the course of the race.

### Omnium

- Riders shall be lined up in single file along the railing and in the sprinters lane in the order listed on the startlist. This order shall be based on the current UCI Omnium ranking.

**ALE**®   
U E C O f f i c i a l S u p p l i e r s



**List of Entered Teams / Liste des équipes engagées**  
As of SUN 14 JAN 2024

NAT Code	Name	NAT Code	Name
AUT	Austria	LAT	Latvia
BEL	Belgium	LTU	Lithuania
CZE	Czechia	NED	Netherlands
DEN	Denmark	NOR	Norway
ESP	Spain	POL	Poland
FRA	France	POR	Portugal
GBR	Great Britain	ROU	Romania
GER	Germany	SLO	Slovenia
GRE	Greece	SUI	Switzerland
HUN	Hungary	SVK	Slovakia
IRL	Ireland	SWE	Sweden
ISR	Israel	UKR	Ukraine
ITA	Italy		

Entry List By NOC / Liste d'inscriptions par CNO  
As of SUN 14 JAN 2024

Race Number	NAT Name	Gender	Event	UCI Rider ID
<b>AUT - Austria</b>				
1	KOKAS Raphael	Male	Omnium, Madison, Scratch Race, Elimination Race	10035026882
2	RITZINGER Felix	Male	Madison, Points Race	10008820011
3	SCHMIDBAUER Maximilian	Male	Madison, Points Race	10035022539
4	WAFLEER Tim	Male	Omnium, Scratch Race, Elimination Race	10035022337
1	GSCHWENTNER Leila	Female	Omnium, Madison, Points Race, Scratch Race, Individual Pursuit	10083975106
<b>BEL - Belgium</b>				
5	de SCHRIJVER Runar	Male	Team Sprint, Sprint, Keirin	10065054244
6	de VYLDER Lindsay	Male	Team Pursuit, Madison	10009009866
7	DENS Tuur	Male	Team Pursuit, Scratch Race	10016387021
8	GHYS Robbe	Male	Omnium, Madison, Points Race, Scratch Race	10009991182
9	HESTERS Jules	Male	Elimination Race	10010771226
10	MERTENS Tjorven	Male	Team Sprint, Sprint, Keirin	10065090317
11	POLLEFLIET Gianluca	Male	Team Pursuit	10064971994
12	van den BOSSCHE Fabio	Male	Omnium, Madison, Points Race, Elimination Race	10016485839
13	van den HAUTE Milan	Male	Team Pursuit, Individual Pursuit	10065116585
14	VANDENBRANDEN Noah	Male	Team Pursuit, Individual Pursuit	10064994125
15	VERHOEVEN Mathijs	Male	Team Sprint	10009632787
2	de CLERCQ Katrijn	Female	Team Pursuit, Omnium, Madison, Points Race, Scratch Race, Elimination Race	10064418993
3	DEGRENDELE Nicky	Female	Team Sprint, Sprint, Keirin	10009134956
4	JENAER Valerie	Female	Team Sprint, Sprint, Keirin, Time Trial	10110977983
5	JOORIS Febe	Female	Team Pursuit	10065074553
6	KOPECKY Lotte	Female	Team Pursuit, Omnium, Madison, Points Race, Elimination Race	10007350459
7	MAES Sara	Female	Team Pursuit	10064970883
8	NICOLAES Julie	Female	Team Sprint, Sprint, Keirin, Time Trial	10065045049
9	VANHOVE Marith	Female	Team Pursuit	10065016454
10	WITTEVRONGEL Lani	Female	Madison, Scratch Race	10065064954

Entry List By NOC / Liste d'inscriptions par CNO  
As of SUN 14 JAN 2024

Race Number	NAT Name	Gender	Event	UCI Rider ID
<b>CZE - Czechia</b>				
16	BOHUSLAVEK Mat J	Male	Team Sprint, Sprint, Keirin	10009903983
23	CECHMAN Martin	Male	Team Sprint, Sprint, Keirin	10010166590
17	HYTYCH Mat J	Male	Time Trial	10058654264
18	KRENEK Adam	Male	Omnium, Madison, Points Race	10047309409
19	MALAŠEK Jakub	Male	Time Trial	10119752140
20	RUGOVAC Denis	Male	Madison, Elimination Race	10007503336
25	Š ASTNY Jakub	Male	Team Sprint	10048100765
24	ŠTEC Radovan	Male	Omnium, Scratch Race	10047443589
21	TOPINKA Dominik	Male	Team Sprint, Sprint, Keirin	10007535365
22	VONEŠ Jan	Male	Madison, Points Race, Scratch Race, Elimination Race	10047303244
11	JABORNIKOVA Anna	Female	Team Sprint, Sprint, Keirin, Time Trial	10047309712
12	JABORNIKOVA Veronika	Female	Team Sprint, Sprint, Keirin, Time Trial	10047201594
13	KOHOUTKOVA Kate Ina	Female	Madison, Points Race	10010777791
14	MACHACOVA Jarmila	Female	Omnium, Points Race, Scratch Race	10004738937
15	MIKŠANIKOVA Natalie	Female	Team Sprint, Sprint, Keirin, Time Trial	10056227749
16	NEMCOVA Barbora	Female	Madison, Elimination Race	10047309914
17	ŠEVCIKOVA Petra	Female	Omnium, Madison, Scratch Race, Elimination Race	10015336791
<b>DEN - Denmark</b>				
26	BEVORT Carl-Frederik	Male	Team Pursuit, Individual Pursuit	10049194845
27	HANSEN Tobias	Male	Team Pursuit, Omnium, Points Race, Scratch Race, Time Trial, Elimination Race	10051225478
28	LARSEN Niklas	Male	Team Pursuit, Omnium, Madison, Points Race	10009413529
29	MADSEN Rodenberg Frederik	Male	Team Pursuit, Time Trial	10010176900
30	MORKOV Michael	Male	Madison	10003308993
31	PEDERSEN Rasmus	Male	Team Pursuit, Individual Pursuit	10010826089
32	STORM Theodor	Male	Madison, Points Race, Scratch Race, Elimination Race	10036120962
18	GREVE Alberte	Female	Madison, Points Race, Individual Pursuit	10122967082
19	KLINGE Ellen	Female	Omnium, Madison, Points Race, Scratch Race, Individual Pursuit, Elimination Race	10065893292
20	KRUM Ida	Female	Omnium, Madison, Scratch Race, Elimination Race	10088227039

Entry List By NOC / Liste d'inscriptions par CNO  
As of SUN 14 JAN 2024

Race Number	NAT Name	Gender	Event	UCI Rider ID
<b>ESP - Spain</b>				
124	BENASSAR ROSSELLO Francesc	Male	Team Pursuit, Scratch Race, Elimination Race	10039864556
125	BENASSAR ROSSELLO Joan Marti	Male	Team Pursuit, Individual Pursuit	10015329317
126	GARAIAR PIKABEA Benat	Male	Team Pursuit	10062935095
127	JIMENEZ ELIZONDO Ekain	Male	Team Sprint, Sprint, Keirin, Time Trial	10041041993
128	MARTINEZ CHORRO Alejandro	Male	Team Sprint, Sprint, Keirin, Time Trial	10011152354
129	MARTORELL HAGA Erik	Male	Team Pursuit, Madison, Individual Pursuit, Elimination Race	10040741596
130	MORA VEDRI Sebastian	Male	Omnium, Madison, Points Race, Scratch Race	10019037545
131	MORENO SANCHEZ Jose	Male	Team Sprint, Sprint, Keirin	10007502427
132	NAVAS MARCHAL Alvaro	Male	Team Pursuit	10041175672
133	SANCHEZ GARMENDIA Esteban	Male	Team Sprint	10043670996
134	TORRES BARCELO Albert	Male	Omnium, Madison, Points Race	10005934360
90	CASAS ROIGE Helena	Female	Sprint, Keirin	10004616877
91	ESCALERA Isabella Maria	Female	Team Pursuit, Individual Pursuit	10064556110
92	FERRERES NAVARRO Isabel	Female	Team Pursuit, Madison, Scratch Race, Elimination Race	10010180233
93	GARAU ROCA Marina	Female	Team Pursuit	10040302672
94	ISASI CRISTOBAL Ziortza	Female	Team Pursuit	10009515983
95	LARRARTE ARTEAGA Eukene	Female	Omnium, Madison, Points Race	10011153667
96	RODRIGUEZ CORDERO Laura	Female	Team Pursuit, Omnium, Madison, Points Race, Scratch Race, Elimination Race	10011184484

Entry List By NOC / Liste d'inscriptions par CNO  
As of SUN 14 JAN 2024

Race Number	NAT Name	Gender	Event	UCI Rider ID
<b>FRA - France</b>				
33	BOUDAT Thomas	Male	Team Pursuit, Omnium, Madison, Points Race	10007900026
34	DENIS Thomas	Male	Team Pursuit, Individual Pursuit	10009736861
35	ERMENAUULT Corentin	Male	Team Pursuit, Individual Pursuit	10009155972
36	GRENGBO Florian	Male	Team Sprint	10025432875
37	GRONDIN Donavan	Male	Madison, Elimination Race	10025923131
38	HELAL Rayan	Male	Team Sprint, Sprint, Keirin, Time Trial	10015683567
39	LANDERNEAU Melvin	Male	Team Sprint, Keirin, Time Trial	10010713329
40	NILSSON-JULIEN Oscar	Male	Team Pursuit, Points Race, Scratch Race, Individual Pursuit, Elimination Race	10050527684
41	TABELLION Valentin	Male	Team Pursuit	10015907071
42	THOMAS Benjamin	Male	Team Pursuit, Omnium, Madison	10009104341
43	VIGIER Sebastien	Male	Team Sprint, Sprint, Keirin	10010678569
21	BERTEAU Victoire	Female	Team Pursuit, Madison	10015338916
22	BORRAS Marion	Female	Team Pursuit, Madison	10009989970
23	COPPONI Clara	Female	Team Pursuit, Madison, Points Race, Scratch Race	10015328711
24	DROUODE Marie Louisa	Female	Team Sprint	10076903705
25	FORTIN Valentine	Female	Team Pursuit, Omnium, Madison, Elimination Race	10015339017
26	GROS Mathilde	Female	Team Sprint, Sprint, Keirin	10015528367
27	KOUAME Taky Marie Divine	Female	Team Sprint, Sprint, Keirin, Time Trial	10066161458
28	LALLEMANT Lara	Female	Team Pursuit	10067470049
29	MICHAUX Julie	Female	Team Sprint, Time Trial	10081958819

Entry List By NOC / Liste d'inscriptions par CNO  
As of SUN 14 JAN 2024

Race Number	NAT Name	Gender	Event	UCI Rider ID
<b>GBR - Great Britain</b>				
55	BIGHAM Daniel	Male	Team Pursuit, Individual Pursuit	10011080010
56	CARLIN Jack	Male	Team Sprint, Sprint, Keirin	10009967641
57	FIELDING Alistair	Male	Team Sprint	10014936364
58	HAYTER Ethan	Male	Team Pursuit, Omnium, Madison	10010182051
59	PERRETT William	Male	Points Race	10013692037
60	STEWART Mark	Male	Madison	10009316327
61	TANFIELD Charlie	Male	Team Pursuit, Individual Pursuit	10014741455
62	TIDBALL William	Male	Elimination Race	10023824190
63	TRUMAN Joseph	Male	Team Sprint, Time Trial	10017950943
64	TURNBULL Hamish	Male	Team Sprint, Sprint, Keirin	10015483305
65	VERNON Ethan	Male	Team Pursuit, Scratch Race	10023821362
66	WOOD Oliver	Male	Team Pursuit	10008663700
40	BARKER Elinor	Female	Madison	10008091194
41	BARKER Megan	Female	Team Pursuit	10009968146
42	CAPEWELL Sophie	Female	Team Sprint, Sprint, Keirin	10010171442
43	EVANS Neah	Female	Team Pursuit, Omnium, Madison	10010781532
44	FINUCANE Emma	Female	Team Sprint, Sprint, Keirin	10058497650
45	KNIGHT Josie	Female	Team Pursuit, Individual Pursuit	10009762224
46	LEWIS Sophie	Female	Points Race, Scratch Race	10086136283
47	MARCHANT Katy	Female	Team Sprint, Time Trial	10009195883
48	MORRIS Anna	Female	Team Pursuit, Individual Pursuit	10018660053
49	ROBERTS Jessica	Female	Team Pursuit, Elimination Race	10015331438
50	THOMAS Lowri	Female	Team Sprint, Time Trial	10023845210

Entry List By NOC / Liste d'inscriptions par CNO  
As of SUN 14 JAN 2024

Race Number	NAT Name	Gender	Event	UCI Rider ID
<b>GER - Germany</b>				
44	BOOS Benjamin	Male	Omnium, Points Race, Scratch Race, Elimination Race	10036152890
45	BUCK-GRAMCKO Tobias	Male	Team Pursuit, Individual Pursuit	10036553624
46	DORNBACH Maximilian	Male	Team Sprint, Sprint, Keirin, Time Trial	10007779683
47	GROSS Felix	Male	Team Pursuit, Individual Pursuit	10010186701
48	HEINRICH Nicolas	Male	Team Pursuit, Individual Pursuit	10036275758
49	JURCZYK Marc	Male	Team Sprint, Sprint, Keirin, Time Trial	10009178002
50	KLUGE Roger	Male	Madison	10003301620
51	REINHARDT Theo	Male	Team Pursuit, Madison	10005967403
52	SCHROTER Nik	Male	Team Sprint	10010166792
53	SPIEGEL Luca	Male	Team Sprint, Sprint, Keirin	10060873645
54	TEUTENBERG Tim Torn	Male	Team Pursuit, Omnium, Madison, Points Race, Scratch Race, Elimination Race	10050865568
30	BRAUSSE Franziska	Female	Team Pursuit, Madison, Individual Pursuit	10010169220
31	FRIEDRICH Lea Sophie	Female	Team Sprint, Sprint, Keirin	10015171184
32	GRABOSCH Pauline Sophie	Female	Team Sprint, Sprint, Time Trial	10010169624
33	HINZE Emma	Female	Team Sprint, Sprint, Keirin	10010652196
34	KLEIN Lisa	Female	Team Pursuit	10008965814
35	KROGER Mieke	Female	Team Pursuit, Individual Pursuit	10007520110
36	REISSNER Lena Charlotte	Female	Team Pursuit, Omnium, Madison, Points Race, Scratch Race, Individual Pursuit, Elimination Race	10036438537
37	SCHNEIDER Clara	Female	Team Sprint, Keirin, Time Trial	10036382155
38	SUSSEMILCH Laura	Female	Team Pursuit	10009081204
39	TEUTENBERG Lea Lin	Female	Omnium, Madison, Points Race, Scratch Race, Elimination Race	10016000536
<b>GRE - Greece</b>				
67	BOUTOPOULOS Georgios	Male	Omnium, Points Race, Scratch Race	10066395470
68	CHAROVAS Miltiadis	Male	Team Sprint, Sprint, Keirin	10113857873
69	KALOGEROPOULOS Ioannis	Male	Team Sprint, Sprint, Keirin	10009073524
70	LIVANOS Konstantinos	Male	Team Sprint, Sprint, Keirin	10081023272
51	MILAKI Argyro	Female	Omnium, Points Race, Scratch Race, Elimination Race	10008928226
<b>HUN - Hungary</b>				
71	DRIJVER Bertold	Male	Omnium, Points Race, Scratch Race	10097608555
72	LOVASSY Patrik Romeo	Male	Sprint, Keirin	10061956813
73	SZALONTAY Sandor	Male	Sprint, Keirin	10007073506
<b>IRL - Ireland</b>				
52	CREIGHTON Erin Grace	Female	Team Pursuit, Points Race, Scratch Race, Individual Pursuit	10111403571
53	GILLESPIE Lara	Female	Team Pursuit, Omnium, Madison, Points Race	10016636692
54	GRIFFIN Mia	Female	Team Pursuit, Omnium, Madison, Scratch Race, Individual Pursuit, Elimination Race	10062151116
55	MURPHY Kelly	Female	Team Pursuit, Individual Pursuit	10015835030
56	SHARPE Alice	Female	Team Pursuit, Madison, Elimination Race	10016236063

www.uec.ch

Report Created SUN 14 JAN 2024 17:08

Page 6/10



Entry List By NOC / Liste d'inscriptions par CNO  
As of SUN 14 JAN 2024

Race Number	NAT Name	Gender	Event	UCI Rider ID
<b>ISR - Israel</b>				
74	KEINAN Amit	Male	Madison, Points Race, Scratch Race, Elimination Race	10083701078
75	LOGINOV Vladyslav	Male	Madison, Scratch Race	10096427074
76	TENE Rotem	Male	Omnium, Madison, Elimination Race	10059718032
77	YAKOVLEV Mikhail	Male	Sprint, Keirin	10034964036
78	YOGEV Alon	Male	Omnium, Points Race	10015327600
<b>ITA - Italy</b>				
79	BIANCHI Matteo	Male	Team Sprint, Sprint, Keirin, Time Trial	10028995102
80	BOSCARO Davide	Male	Team Pursuit	10030125049
81	CONSONNI Simone	Male	Team Pursuit, Omnium, Madison	10007890730
82	FIORIN Matteo	Male	Scratch Race, Elimination Race	10030546189
83	GALLI Niccolo	Male	Team Pursuit, Madison, Time Trial, Individual Pursuit	10030382606
84	GIAIMI Luca	Male	Individual Pursuit	10031534579
85	LAMON Francesco	Male	Team Pursuit, Points Race, Scratch Race, Time Trial, Individual Pursuit	10008680672
86	MILAN Jonathan	Male	Team Pursuit	10030115147
87	MORO Stefano	Male	Team Sprint, Sprint, Keirin	10010715046
88	NAPOLITANO Daniele	Male	Team Sprint	10030732109
89	PREDOMO Mattia	Male	Team Sprint, Sprint, Keirin	10034048600
90	SCARTEZZINI Michele	Male	Omnium, Madison, Points Race, Elimination Race	10006891630
57	ALZINI Martina	Female	Time Trial, Individual Pursuit	10010713228
58	BALSAMO Elisa	Female	Team Pursuit, Omnium, Madison	10010182657
59	CONSONNI Chiara	Female	Team Pursuit, Scratch Race, Individual Pursuit, Elimination Race	10015660026
60	FIDANZA Martina	Female	Team Pursuit, Madison, Points Race, Scratch Race, Time Trial, Elimination Race	10015662349
61	GUAZZINI Vittoria	Female	Team Pursuit, Madison	10015339118
62	PATERNOSTER Letizia	Female	Team Pursuit, Omnium	10015336387
63	VECE Miriam	Female	Sprint, Keirin, Time Trial	10010714137
64	VENTURELLI Federica	Female	Individual Pursuit	10029333285
65	ZANARDI Silvia	Female	Points Race	10030159607
<b>LAT - Latvia</b>				
91	KORNILOVS Vitalijs	Male	Omnium, Points Race, Individual Pursuit	10005436731
92	NEMILOSTIVIJS George	Male	Omnium, Scratch Race, Elimination Race	10081878084
<b>LTU - Lithuania</b>				
93	LENDEL Vasilijus	Male	Sprint, Keirin	10009181234
66	BALEIŠYTE Olivija	Female	Omnium, Points Race, Scratch Race, Elimination Race	10010807905
67	LENDEL Mige	Female	Sprint, Keirin	10133175627



Entry List By NOC / Liste d'inscriptions par CNO  
As of SUN 14 JAN 2024

Race Number	NAT Name	Gender	Event	UCI Rider ID
<b>NED - Netherlands</b>				
94	DORENBOS Yanne	Male	Omnium, Madison, Points Race, Scratch Race	10022776792
95	EEFTING-BLOEM Roy	Male	Scratch Race	10006058743
96	HAVIK Yoeri	Male	Madison, Elimination Race	10006502014
97	HEIJNEN Philip	Male	Omnium, Elimination Race	10022783058
98	HOOGLAND Jeffrey	Male	Team Sprint, Sprint, Keirin	10007379761
99	HOPPEZAK Vincent	Male	Points Race	10015508866
100	KOOL Daan	Male	Time Trial	10023427908
101	LAVREYSEN Harrie	Male	Team Sprint, Sprint, Keirin	10009535686
102	ROMIJN Lars	Male	Time Trial	10022807613
103	van den BERG Roy	Male	Team Sprint	10005276578
104	van LOON Tijmen	Male	Team Sprint, Sprint, Keirin, Time Trial	10023438921
105	van SCHIP Jan Willem	Male	Madison	10008881948
68	GERAERTS Lonneke	Female	Time Trial	10023297158
69	KALEE Kimberly	Female	Team Sprint, Sprint, Keirin, Time Trial	10064453955
70	LAMBERINK Kyra	Female	Team Sprint, Time Trial	10009125458
71	RAAIJMAKERS Marit	Female	Omnium, Madison, Points Race, Scratch Race	10015510078
72	van BELLE Lisa	Female	Madison, Scratch Race, Elimination Race	10023294128
75	van de WOUW Hetty	Female	Team Sprint, Sprint, Keirin	10010644015
73	van der PEET Steffie	Female	Team Sprint, Sprint, Keirin	10014699726
74	van der WOLF Babette	Female	Omnium, Madison, Points Race, Elimination Race	10022797004
<b>NOR - Norway</b>				
106	KNOTTEN Iver Johan	Male	Omnium, Individual Pursuit	10011236119
76	STENBERG Anita Yvonne	Female	Omnium, Points Race, Scratch Race, Elimination Race	10008956114

Entry List By NOC / Liste d'inscriptions par CNO  
As of SUN 14 JAN 2024

Race Number	NAT Name	Gender	Event	UCI Rider ID
<b>POL - Poland</b>				
107	BANASZEK Alan	Male	Omnium, Madison	10010994932
108	BEDNAREK Ełiasz	Male	Time Trial	10060842222
109	BIELECKI Maciej	Male	Team Sprint, Sprint	10005641037
110	PSZCZOLARSKI Wojciech	Male	Madison, Elimination Race	10006903552
111	ROCHNA Daniel	Male	Team Sprint, Sprint, Keirin	10015915559
112	RUDYK Bartosz	Male	Team Sprint, Omnium, Points Race, Scratch Race	10010184172
113	RUDYK Mateusz	Male	Team Sprint, Sprint, Keirin	10009079382
114	SARNECKI Rafal	Male	Team Sprint, Keirin	10005953154
115	WOZNIAC Adam	Male	Madison, Points Race, Scratch Race, Individual Pursuit, Elimination Race	10054308866
77	KARWACKA Marlena	Female	Team Sprint, Keirin, Time Trial	10010098589
78	LORKOWSKA Patrycja	Female	Team Pursuit, Points Race, Individual Pursuit, Elimination Race	10009882967
79	LOS Urszula	Female	Team Sprint, Sprint, Keirin	10007793326
80	PETRI Paulina	Female	Team Sprint, Sprint, Time Trial	10053771225
81	PIKULIK Daria	Female	Team Pursuit, Omnium, Madison, Scratch Race	10009988556
82	PIKULIK Wiktoria	Female	Team Pursuit, Omnium, Madison, Points Race	10010201148
83	PLOSAJ Nikol	Female	Team Pursuit	10009232966
84	SIBIAK Nikola	Female	Team Sprint, Sprint, Keirin, Time Trial	10016111983
85	WANKIEWICZ Olga	Female	Team Pursuit, Madison, Scratch Race, Individual Pursuit, Elimination Race	10059182209
<b>POR - Portugal</b>				
116	ALVES OLIVEIRA Rui Felipe	Male	Omnium, Madison	10009191136
117	CAIXAS Rodrigo	Male	Time Trial, Individual Pursuit	10044372632
118	LEITAO Iuri	Male	Madison, Scratch Race	10010800831
119	NARCISO Diogo	Male	Points Race, Elimination Race	10044645949
86	CAMPOS Daniela	Female	Points Race	10044087793
87	MARTINS Maria	Female	Omnium, Scratch Race, Elimination Race	10015577574
<b>ROU - Romania</b>				
120	CRISTA Daniel	Male	Omnium, Points Race, Scratch Race	10007390370
<b>SLO - Slovenia</b>				
123	ŽALAR Eduard	Male	Sprint, Keirin, Time Trial	10103764520

Entry List By NOC / Liste d'inscriptions par CNO  
As of SUN 14 JAN 2024

Race Number	NAT Name	Gender	Event	UCI Rider ID
<b>SUI - Switzerland</b>				
138	BOGLI Noah	Male	Team Pursuit, Individual Pursuit	10075807504
137	BUHLMANN Luca	Male	Team Pursuit	10083475958
139	RUEGG Lukas	Male	Madison	10009503455
140	TAPPEINER Pascal	Male	Team Pursuit	10034792668
141	THIEBAUD Valere	Male	Team Pursuit, Scratch Race, Individual Pursuit	10014936566
142	VITZTHUM Simon	Male	Madison, Points Race, Scratch Race	10008132826
143	VOGEL Alex	Male	Omnium, Elimination Race	10015327495
97	ANDRES Michelle	Female	Team Pursuit, Madison, Elimination Race	10009445154
98	LIECHTI Jasmin	Female	Team Pursuit, Madison, Points Race	10117937230
99	LIEHNER Annika	Female	Team Pursuit, Individual Pursuit	10046242207
100	SCHNEIDER Cybele	Female	Scratch Race	10115741087
101	SEITZ Aline	Female	Omnium	10009548319
102	STETTLER Janice	Female	Team Pursuit, Individual Pursuit	10114109467
<b>SVK - Slovakia</b>				
121	CHREN Martin	Male	Omnium, Madison, Points Race, Scratch Race	10010948553
122	ROVDER Pavol	Male	Omnium, Madison, Points Race, Scratch Race, Elimination Race	10046046890
88	BACIKOVA Alžbeta	Female	Omnium, Madison, Scratch Race, Elimination Race	10006065716
89	JENCUŠOVA Nora	Female	Points Race, Scratch Race	10046095996
<b>SWE - Sweden</b>				
135	ERIKSSON Christoffer	Male	Sprint, Keirin, Time Trial	10022615936
136	JOHANSSON Gustav	Male	Omnium, Points Race, Scratch Race	10015848972
<b>UKR - Ukraine</b>				
144	ANTONENKO Heorhii	Male	Team Pursuit, Individual Pursuit	10094599030
145	DANYLCHUK Bohdan	Male	Team Sprint, Sprint, Keirin	10088729419
146	DENYSENKO Vladyslav	Male	Team Sprint, Sprint, Keirin	10088726789
147	GLADYSH Roman	Male	Team Pursuit, Scratch Race, Elimination Race	10009166581
148	HRYNIV Vitaliy	Male	Team Pursuit, Omnium, Madison, Points Race, Scratch Race, Individual Pursuit	10009033310
149	KABASHNYI Valentyn	Male	Team Pursuit, Omnium, Individual Pursuit, Elimination Race	10076203988
150	VARHARAKYN Valentyn	Male	Team Sprint, Time Trial	10130826510
151	YAKOVLEV Daniil	Male	Team Pursuit, Madison	10089472376
152	YAKOVLEV Mykyta	Male	Madison, Points Race	10089471366
103	BILETSKA Alla	Female	Team Sprint, Sprint, Keirin, Time Trial	10075826193
104	KLIMCHENKO Tetyana	Female	Omnium, Madison, Scratch Race, Elimination Race	10009073827
105	KOROTIEIEVA Arina	Female	Madison, Points Race, Scratch Race, Individual Pursuit, Elimination Race	10092328523
106	LOHVINIUK Oleksandra	Female	Team Sprint, Sprint, Keirin, Time Trial	10034884921
107	STARIKOVA Olena	Female	Team Sprint	10009233370
108	YASHCHENKO Tetiana	Female	Omnium, Madison, Points Race	10054051919

## Competition Schedule DAY-1

DAY 1 - Wednesday, 10 January					
09.00	VENUE OPENS	OUVERTURE DU SITE			
11:45 - 13:45	Warm Up	Echauffement			
Session 1					
14:00	W - Team Sprint	F - Vitesse par équipes	Qualifications	Qualifications	28
	M - Team Sprint	H - Vitesse par équipes	Qualifications	Qualifications	38
	W - Team Pursuit	F - Poursuite par équipes	Qualifications	Qualifications	61
	M - Team Pursuit	H - Poursuite par équipes	Qualifications	Qualifications	58
17:05					185
<i>Break</i>					
Session 2					
19:00	W - Team Sprint	F - Vitesse par équipes	1st round	1er tour	14
	M - Team Sprint	H - Vitesse par équipes	1st round	1er tour	14
	W - Team Pursuit	F - Poursuite par équipes	1st round - 4 km	1er tour - 4 km	27
	M - Team Pursuit	H - Poursuite par équipes	1st round - 4 km	1er tour - 4 km	26
	<b>W - Team Sprint</b>	<b>F - Vitesse par équipes</b>	<b>Finals 3-4 &amp; 1-2</b>	<b>Finales 3-4 &amp; 1-2</b>	<b>7</b>
	<b>M - Team Sprint</b>	<b>H - Vitesse par équipes</b>	<b>Finals 3-4 &amp; 1-2</b>	<b>Finales 3-4 &amp; 1-2</b>	<b>7</b>
	<b>M - Elimination</b>	<b>H - Elimination</b>	<b>Final</b>	<b>Finale</b>	<b>20</b>
	<i>W - Team Sprint</i>	<i>F - Vitesse par équipes</i>	<i>Award ceremony</i>	<i>Cérémonie Protocolaire</i>	<i>10</i>
	<i>M - Team Sprint</i>	<i>H - Vitesse par équipes</i>	<i>Award ceremony</i>	<i>Cérémonie Protocolaire</i>	<i>10</i>
	<i>M - Elimination</i>	<i>H - Elimination</i>	<i>Award ceremony</i>	<i>Cérémonie protocolaire</i>	<i>8</i>
21:23					143

**ALE**®   
U E C O f f i c i a l S u p p l i e r s

Institutional Partners



Partners



Local Organising Committee



## Competition Schedule DAY-2

DAY 2 - Thursday, 11 January					
10.00	VENUE OPENS	OUVERTURE DU SITE			
11:45 - 13.45	Training / Warm Up	Echauffement			
Session 1					
14:00	W - Sprint 200m t.t	F - Vitesse 200m c.l.m.	Qualifications (19 qualif.)	Qualifications (19 qualif.)	28
	M - TT Kilo	H - Kilomètre	Qualifying	Qualifications	27
	W - Sprint	F - Vitesse	1/16 Final (3 heats)	1/16 Finale (3 manches)	10
	Break	Pause			15
	W - Sprint	F - Vitesse	1/8 Final	1/8 Finale	24
15:44	<i>End of the programme</i>				104
<i>Break</i>					
Session 2					
18:30	M - Team Pursuit	H - Poursuite par équipes	Finals 3-4 & 1-2 / 4 km	Finales 3-4 & 1-2 / 4 km	13
	W - Team Pursuit	F - Poursuite par équipes	Finals 3-4 & 1-2 / 4 km	Finales 3-4 & 1-2 / 4 km	14
	<i>M - Team Pursuit</i>	<i>H - Poursuite par équipes</i>	<i>Award ceremony</i>	<i>Cérémonie protocolaire</i>	<i>12</i>
	<i>W - Team Pursuit</i>	<i>F - Poursuite par équipes</i>	<i>Award ceremony</i>	<i>Cérémonie Protocolaire</i>	<i>12</i>
	W - Sprint	F - Vitesse	1/4 Final (1st)	1/4 Finale (1ere)	14
	M - TT Kilo	H - Kilomètre	Final	Finale	24
	W - Sprint	F - Vitesse	1/4 Final (2nd)	1/4 Finale (2ème)	14
	<i>M - TT Kilo</i>	<i>H - Kilomètre</i>	<i>Award ceremony</i>	<i>Cérémonie protocolaire</i>	<i>8</i>
	W - Sprint	F - Vitesse	1/4 Final (3rd i.r.)	1/4 Finale (belles év.)	4
	M - Madison	H - Madison	Final 50 km / 200 laps	Finale 50 km / 200 tours	60
	W - Scratch Race	F - Scratch	Final 10 km / 40 laps	Finale 10 km / 40 tours	18
	<i>M - Madison</i>	<i>H - Madison</i>	<i>Award ceremony</i>	<i>Cérémonie protocolaire</i>	<i>10</i>
	<i>W - Scratch Race</i>	<i>F - Scratch</i>	<i>Award ceremony</i>	<i>Cérémonie Protocolaire</i>	<i>8</i>
	22:01	<i>End of the programme</i>			

**ALE**® **vittoria**®  
U E C O f f i c i a l S u p p l i e r s

Institutional Partners



Partners



Local Organising Committee



## Competition Schedule DAY-3 /updated

DAY 3 - Friday, 12 January					
09:00	VENUE OPENS	OUVERTURE DU SITE			
10.45 - 12.45	Warm Up	Echauffement			
Session 1					
13:00	M - Sprint 200m t.t.	H - Sprint 200m c.l.m.	Qualifications (28 qualif.)	Qualifications (28 qualif)	42
	W - Omnium I	F - Omnium I	Scratch Race - 7,5 km	Scratch - 7,5 km	15
	M - Sprint	H - Vitesse	1/16 Final	1/16 Finale	38
	M - Individual pursuit	H - Poursuite Individuelle	Qualifications - 4 km	Qualifications - 4 km	72
	M - Sprint	H - Vitesse	1/8 Final	1/8 Finale	25
	W - Omnium II	F - Omnium II	Tempo Race 7,5 km	Tempo Race 7,5 km	15
16:27					207
Break					
16.45 - 18.15	Training / Warm Up for the 2nd session	Echauffement pour la 2ème session			
Session 2					
18:30	W - Sprint	F - Vitesse	1/2 Final (1st)	1/2 Finale (1ère)	7
	M - Sprint	H - Vitesse	1/4 Final (1st)	1/4 Finale (1ère)	13
	W - Omnium III	F - Omnium III	Elimination race	Elimination	18
	W - Sprint	F - Vitesse	1/2 Final (2nd)	1/2 Finale (2ème)	7
	M - Sprint	H - Vitesse	1/4 Final (2nd)	1/4 Finale (2ème)	13
	<b>M - Scratch Race</b>	<b>H - Scratch</b>	<b>Final 15 km / 60 laps</b>	<b>Finale 15 km / 60 tours</b>	<b>22</b>
	W - Sprint	F - Vitesse	1/2 Final (3rd i.r.)	1/2 Finale (belles év.)	3
	M - Sprint	H - Vitesse	1/4 Final (3rd i.r.)	1/4 Finale (belles év.)	3
	<b>M - Individual pursuit</b>	<b>H - Poursuite Individuelle</b>	<b>Finals 3-4 &amp; 1-2 / 4 km</b>	<b>Finales 3-4 &amp; 1-2 / 4 km</b>	<b>15</b>
	<b>W - Sprint</b>	<b>F - Vitesse</b>	<b>Finals 3-4 &amp; 1-2 (1st)</b>	<b>Finales 3-4 &amp; 1-2 (1ère)</b>	<b>7</b>
	<b>W - Omnium IV</b>	<b>F - Omnium IV</b>	<b>Points race 20 km</b>	<b>Course aux points 20 km</b>	<b>30</b>
	<b>W - Sprint</b>	<b>F - Vitesse</b>	<b>Finals 3-4 &amp; 1-2 (2nd)</b>	<b>Finales 3-4 &amp; 1-2 (2ème)</b>	<b>8</b>
	<i>M - Scratch Race</i>	<i>H - Scratch</i>	<i>Award ceremony</i>	<i>Cérémonie Protocolaire</i>	<i>8</i>
	<i>M - Individual pursuit</i>	<i>H - Poursuite Individuelle</i>	<i>Award ceremony</i>	<i>Cérémonie protocolaire</i>	<i>8</i>
	<i>W - Omnium</i>	<i>F - Omnium</i>	<i>Award ceremony</i>	<i>Cérémonie protocolaire</i>	<i>8</i>
	<b>W - Sprint</b>	<b>F - Vitesse</b>	<b>Finals 3-4 &amp; 1-2 (3rd i.r.)</b>	<b>Finales 3-4 &amp; 1-2 (belles év.)</b>	<b>3</b>
	<i>W - Sprint</i>	<i>F - Vitesse</i>	<i>Award ceremony</i>	<i>Cérémonie protocolaire</i>	<i>8</i>
	21:31				

**ALE**® **vittoria**®  
UEC Official Suppliers

Institutional Partners



Partners



Local Organising Committee



## Competition Schedule DAY-4

DAY 4 - Saturday 13, January					
10:00	VENUE OPENS	OUVERTURE DU SITE			
12:45 - 14:45	Training / Warm Up	Echauffement			
<b>Session 1</b>					<b>min</b>
15:00	W - TT 500 m.	F - 500 m.	Qualifying	Qualifications	24
	M - Omnium I	H - Omnium I	Scratch Race - 10 km	Scratch - 10 km	16
15:40					40
<b>Break</b>					
17:00 - 17:45	Warm Up for the riders of the 2nd session	Echauffement pour les coureurs de la 2ème session			
<b>Session 2</b>					<b>min</b>
18:00	M - Omnium II	H - Omnium II	Tempo Race - 10 km	Tempo - 10 km	15
	M - Sprint	H - Vitesse	1/2 Final (1st)	1/2 Finale (1ère)	7
	<b>W - TT 500 m.</b>	<b>F - 500 m.</b>	<b>Final</b>	<b>Finale</b>	<b>22</b>
	M - Sprint	H - Vitesse	1/2 Final (2nd)	1/2 Finale (2ème)	7
	<b>W - TT 500 m.</b>	<b>F - 500 m.</b>	<b>Award ceremony</b>	<b>Cérémonie protocolaire</b>	<b>8</b>
	M - Omnium III	H - Omnium III	Elimination race	Elimination	18
	M - Sprint	H - Vitesse	1/2 Final (3rd i.r.)	1/2 Finale (belles év.)	4
	<b>W - Points race</b>	<b>F - Course aux Points</b>	<b>Final 25 km / 100 laps</b>	<b>Finale 25 km / 100 tours</b>	<b>35</b>
	<b>W - Elimination</b>	<b>F - Elimination</b>	<b>Final</b>	<b>Finale</b>	<b>20</b>
	<b>M - Sprint</b>	<b>H - Vitesse</b>	<b>Finals 3-4 &amp; 1-2 (1st)</b>	<b>Finales 3-4 &amp; 1-2 (1ère)</b>	<b>7</b>
	<b>W - Points race</b>	<b>F - Course aux Points</b>	<b>Award ceremony</b>	<b>Cérémonie Protocolaire</b>	<b>8</b>
	<b>W - Elimination</b>	<b>F - Elimination</b>	<b>Award ceremony</b>	<b>Cérémonie protocolaire</b>	<b>8</b>
	<b>M - Sprint</b>	<b>H - Vitesse</b>	<b>Finals 3-4 &amp; 1-2 (2nd)</b>	<b>Finales 3-4 &amp; 1-2 (2ème)</b>	<b>7</b>
	<b>M - Omnium IV</b>	<b>H - Omnium IV</b>	<b>Points race 25 km</b>	<b>Course aux points 25 km</b>	<b>32</b>
	<b>M - Omnium</b>	<b>H - Omnium</b>	<b>Award ceremony</b>	<b>Cérémonie protocolaire</b>	<b>8</b>
	<b>M - Sprint</b>	<b>H - Vitesse</b>	<b>Finals 3-4 &amp; 1-2 (3rd i.r.)</b>	<b>Finales 3-4 &amp; 1-2 (belles év.)</b>	<b>4</b>
	<b>M - Sprint</b>	<b>H - Vitesse</b>	<b>Award ceremony</b>	<b>Cérémonie protocolaire</b>	<b>8</b>
21:38					218

**ALE**

**vittoria**

UEC Official Suppliers

Institutional Partners



Apeldoorn

Partners

KOGA



AUTO HUIS | EICKHOF

Libéma



Local Organising Committee



Libéma  
Profycling



## Competition Schedule DAY-5

DAY 5 - Sunday, 14 January					
07:00	VENUE OPENS	OUVERTURE DU SITE			
08:00 - 09:15	Training / Warm Up	Echauffement			
<b>Session 1</b>					<b>min</b>
09:30	W - Keirin	F - Keirin	1st round	1er tour de compétition	13
	M - Keirin	H - Keirin	1st round	1er tour de compétition	18
	W - Individual pursuit	F - Poursuite Individuelle	Qualifying	Qualifications	46
	W - Keirin	F - Keirin	Repechages 1st round	Repêchages 1er tour	9
	M - Keirin	H - Keirin	Repechages 1st round	Repêchages 1er tour	18
11:14					104
<b>Break</b>					
13:30 - 14:15	Warm Up for the riders of the 2nd session	Echauffement pour les coureurs de la 2ème session			
<b>Session 2</b>					<b>min</b>
14:30	W - Keirin	F - Keirin	1/2 Final	1/2 Finale	9
	<b>W - Individual pursuit</b>	<b>F - Poursuite Individuelle</b>	<b>Finals 3-4 &amp; 1-2 / 3 km</b>	<b>Finales 3-4 &amp; 1-2 / 3 km</b>	12
	M - Keirin	H - Keirin	1/2 Final	1/2 Finale	9
	<b>W - Individual pursuit</b>	<b>F - Poursuite Individuelle</b>	<b>Award ceremony</b>	<b>Cérémonie protocolaire</b>	8
	<b>M - Points race</b>	<b>H - Course aux Points</b>	<b>Final 40 km / 160 laps</b>	<b>Finale 40 km / 160 laps</b>	52
	<b>W - Madison</b>	<b>F - Madison</b>	<b>Final 30 km / 120 laps</b>	<b>Finale 30 km / 120 tours</b>	44
	<b>M - Points race</b>	<b>H - Course aux Points</b>	<b>Award ceremony</b>	<b>Cérémonie Protocolaire</b>	8
	W - Keirin	F - Keirin	Final places 7 to 12	Finale places 7 à 12	5
	<b>W - Keirin</b>	<b>F - Keirin</b>	<b>Final places 1 to 6</b>	<b>Finale places 1 à 6</b>	5
	M - Keirin	H - Keirin	Final places 7 to 12	Finale places 7 à 12	5
	<b>M - Keirin</b>	<b>H - Keirin</b>	<b>Final places 1 to 6</b>	<b>Finale places 1 à 6</b>	5
	<b>W - Madison</b>	<b>F - Madison</b>	<b>Award ceremony</b>	<b>Cérémonie protocolaire</b>	10
	<b>W - Keirin</b>	<b>F - Keirin</b>	<b>Award ceremony</b>	<b>Cérémonie protocolaire</b>	8
	<b>M - Keirin</b>	<b>H - Keirin</b>	<b>Award ceremony</b>	<b>Cérémonie protocolaire</b>	8
	17:38				

**ALE**   
UEC Official Suppliers

Institutional Partners



Partners



Local Organising Committee





**DAY 1**  
**Wednesday, 10 January**

**COMMISSAIRES' PANEL DECISIONS**

**WOMEN'S TEAM PURSUIT  
FIRST ROUND**

Team SWITZERLAND has been disqualified for behaviour against Art. 3.2.097.  
As a result of this, the commissaries panel decided that this is not a disqualification following a sporting conduct according to art. 3.10.003. As a consequence, the riders can take part in the other disciplines of the European Championships.



**MEN'S ELIMINATION RACE**

#119 NARCISO, Diogo (POR) UCI ID 10044645949  
Has been relegated for dangerous riding during the race  
Art. 3.10.008/5.1

**Reminder of the organiser**

**Points For attention**

No rollers in the tunnels or pathways!



Warming up possibility in the catacombe on the left side



**ALE**® **vittoria**®

U E C O f f i c i a l S u p p l i e r s

Institutional Partners



Partners

Local Organising Committee



**DAY 2**  
**Thursday, 11 January**

**COMMISSAIRES' PANEL DECISIONS**

**MEN'S MADISON**

Team SPAIN (GARCIA CASAS, Felix - 10000884300) fined for delaying the start (200 CHF).  
Art. 3.10.008/7.5

Warning to Team ITALY for riding on the blue band.  
Art. 3.10.008/5.2

Warning to Team UKRAINE for causing the crash of their opponent.  
Art. 3.10.008/5.4

**WOMEN'S SCRATCH**

Rider #19 KLINGE, Ellen (DEN) – 10065893292, fined for incorrect body number (150 CHF).  
Art. 3.10.008/3.7

Rider #54 GRIFFIN, Mia (IRL) – 10062151116, fined for missing body number (150 CHF).  
Art. 3.10.008/3.6

**WOMEN'S SPRINT**  
**QUARTERFINALS – HEAT 2**

Warning to rider #26 GROS, Mathilde (FRA) – 10015528367, for not having held their line during the last 200 meters of the race.  
Art. 3.10.008/5.1

**ALE**<sup>®</sup>

**vittoria**<sup>®</sup>

U E C O f f i c i a l S u p p l i e r s

Institutional Partners



Local Organising Committee



DAY 3  
Friday, 12 January

COMMISSAIRES' PANEL DECISIONS

**MEN'S INDIVIDUAL PURSUIT  
QUALIFYING**

Rider #48 HEINRICH, Nicholas (GER) - 10036275758, has been disqualified for behaviour against Art. 3.2.056 (a caught rider may not ride in the slipstream of his opponent).

**WOMEN'S OMNIUM  
ELIMINATION RACE**

Warning to rider #62 PATERNOSTER, Letizia (ITA) - 10015336387, for pushing their opponent.

**WOMEN'S OMNIUM  
POINTS RACE**

Rider #62 PATERNOSTER, Letizia (ITA) - 10015336387, has been relegated in sprint number 6 for riding on the blue band.

**ALE**<sup>®</sup>

**vittoria**<sup>®</sup>

U E C O f f i c i a l S u p p l i e r s

Institutional Partners



Local Organising Committee



**DAY 4**  
**Saturday, 13 January**

**COMMISSAIRES' PANEL DECISIONS**

**MEN'S OMNIUM  
ELIMINATION RACE**

Rider #134 TORRES BARCELO, Albert (ESP) - 10005934360, has been relegated for entering the sprinter's lane when the opponent was already there.

**ALE**® 

U E C O f f i c i a l S u p p l i e r s

Institutional Partners



Partners

Local Organising Committee



**DAY 5**  
**Sunday, 14 January**

**COMMISSAIRES' PANEL DECISIONS**

**WOMEN'S MADISON**

Warning to Team SPAIN for causing the crash of their opponent.  
Art. 3.10.008/5.4.

Warning to Team IRELAND for dangerous riding during the race.  
Art. 3.10.008/5.1.

**ALE**<sup>®</sup>

**vittoria**<sup>®</sup>

U E C O f f i c i a l S u p p l i e r s

Institutional Partners



Local Organising Committee



Medallists by Events / Médaillé(e)s par épreuve

As of SUN 14 JAN 2024 at 17:23

AFTER 22 OF 22 EVENTS

Event	Date	Medal	Name	NAT
Men's Team Sprint	WED 10 JAN	GOLD	HOOGLAND Jeffrey LAVREYSEN Harrie van den BERG Roy van LOON Tijmen (R)	NED
		SILVER	GRENGBO Florian HELAL Rayan VIGIER Sebastien	FRA
		BRONZE	ROCHNA Daniel RUDYK Mateusz SARNECKI Rafal BIELECKI Maciej (R)	POL
Men's Sprint	SAT 13 JAN	GOLD	LAVREYSEN Harrie	NED
		SILVER	RUDYK Mateusz	POL
		BRONZE	YAKOVLEV Mikhail	ISR
Men's Keirin	SUN 14 JAN	GOLD	LAVREYSEN Harrie	NED
		SILVER	RUDYK Mateusz	POL
		BRONZE	MORO Stefano	ITA
Men's Team Pursuit	THU 11 JAN	GOLD	BIGHAM Daniel HAYTER Ethan TANFIELD Charlie VERNON Ethan WOOD Oliver (R)	GBR
		SILVER	BEVORT Carl-Frederik HANSEN Tobias LARSEN Niklas PEDERSEN Rasmus MADSEN Rodenberg Frederik (R)	DEN
		BRONZE	BOSCARO Davide CONSONNI Simone LAMON Francesco MILAN Jonathan	ITA
Men's Omnium	SAT 13 JAN	GOLD	HAYTER Ethan	GBR
		SILVER	LARSEN Niklas	DEN
		BRONZE	van den BOSSCHE Fabio	BEL

Medallists by Events / Médaillé(e)s par épreuve

As of SUN 14 JAN 2024 at 17:23

AFTER 22 OF 22 EVENTS

Event	Date	Medal	Name	NAT
Men's Madison	THU 11 JAN	GOLD	KLUGE Roger REINHARDT Theo	GER
		SILVER	BOUDAT Thomas GRONDIN Donavan	FRA
		BRONZE	MORKOV Michael STORM Theodor	DEN
Men's Points Race	SUN 14 JAN	GOLD	LARSEN Niklas	DEN
		SILVER	MORA VEDRI Sebastian	ESP
		BRONZE	NILSSON-JULIEN Oscar	FRA
Men's Scratch Race	FRI 12 JAN	GOLD	LEITAO Iuri	POR
		SILVER	WAFLER Tim	AUT
		BRONZE	HANSEN Tobias	DEN
Men's 1Km Time Trial	THU 11 JAN	GOLD	BIANCHI Matteo	ITA
		SILVER	KOOL Daan	NED
		BRONZE	LANDERNEAU Melvin	FRA
Men's Individual Pursuit	FRI 12 JAN	GOLD	BIGHAM Daniel	GBR
		SILVER	TANFIELD Charlie	GBR
		BRONZE	PEDERSEN Rasmus	DEN
Men's Elimination Race	WED 10 JAN	GOLD	HANSEN Tobias	DEN
		SILVER	TIDBALL William	GBR
		BRONZE	HESTERS Jules	BEL
Women's Team Sprint	WED 10 JAN	GOLD	FRIEDRICH Lea Sophie GRABOSCH Pauline Sophie HINZE Emma	GER
		SILVER	CAPEWELL Sophie FINUCANE Emma MARCHANT Katy THOMAS Lowri (R)	GBR
		BRONZE	LAMBERINK Kyra van de WOUW Hetty van der PEET Steffie	NED
Women's Sprint	FRI 12 JAN	GOLD	FINUCANE Emma	GBR
		SILVER	FRIEDRICH Lea Sophie	GER
		BRONZE	HINZE Emma	GER
Women's Keirin	SUN 14 JAN	GOLD	FRIEDRICH Lea Sophie	GER
		SILVER	FINUCANE Emma	GBR
		BRONZE	van de WOUW Hetty	NED

Medallists by Events / Médaillé(e)s par épreuve  
As of SUN 14 JAN 2024 at 17:23

AFTER 22 OF 22 EVENTS

Event	Date	Medal	Name	NAT
Women's Team Pursuit	THU 11 JAN	GOLD	BALSAMO Elisa FIDANZA Martina GUAZZINI Vittoria PATERNOSTER Letizia	ITA
		SILVER	BARKER Megan KNIGHT Josie MORRIS Anna ROBERTS Jessica EVANS Neah (R)	GBR
		BRONZE	BRAUSSE Franziska KLEIN Lisa REISSNER Lena Charlotte SUSSEMILCH Laura KROGER Mieke (R)	GER
Women's Omnium	FRI 12 JAN	GOLD	STENBERG Anita Yvonne	NOR
		SILVER	EVANS Neah	GBR
		BRONZE	FORTIN Valentine	FRA
Women's Madison	SUN 14 JAN	GOLD	BORRAS Marion FORTIN Valentine	FRA
		SILVER	de CLERCQ Katrijn KOPECKY Lotte	BEL
		BRONZE	BALSAMO Elisa GUAZZINI Vittoria	ITA
Women's Points Race	SAT 13 JAN	GOLD	KOPECKY Lotte	BEL
		SILVER	STENBERG Anita Yvonne	NOR
		BRONZE	MACHACOVA Jarmila	CZE
Women's Scratch Race	THU 11 JAN	GOLD	COPPONI Clara	FRA
		SILVER	WITTEVRONGEL Lani	BEL
		BRONZE	FIDANZA Martina	ITA
Women's 500m Time Trial	SAT 13 JAN	GOLD	MARCHANT Katy	GBR
		SILVER	KOUAME Taky Marie Divine	FRA
		BRONZE	GRABOSCH Pauline Sophie	GER
Women's Individual Pursuit	SUN 14 JAN	GOLD	KNIGHT Josie	GBR
		SILVER	BRAUSSE Franziska	GER
		BRONZE	MORRIS Anna	GBR
Women's Elimination Race	SAT 13 JAN	GOLD	KOPECKY Lotte	BEL
		SILVER	TEUTENBERG Lea Lin	GER
		BRONZE	ROBERTS Jessica	GBR



## Medallists by Events / Médaillé(e)s par épreuve

As of SUN 14 JAN 2024 at 17:23

AFTER 22 OF 22 EVENTS

Event	Date	Medal	Name	NAT
-------	------	-------	------	-----

**Note:**  
All riders who competed for a team in any phase are listed, the ones listed in the first group competed in the Final.

**LEGEND**  
R Replaced



## Medal Standings / Tableau des médailles

As of SUN 14 JAN 2024 at 17:23

### AFTER 22 OF 22 EVENTS

Rank	NAT	Men				Women				Total				Rank by Total
		G	S	B	Tot.	G	S	B	Tot.	G	S	B	Tot.	
1	GBR - Great Britain	3	2		5	3	4	2	9	6	6	2	14	1
2	GER - Germany	1			1	2	3	3	8	3	3	3	9	2
3	NED - Netherlands	3	1		4			2	2	3	1	2	6	=5
4	FRA - France		2	2	4	2	1	1	4	2	3	3	8	3
5	DEN - Denmark	2	2	3	7					2	2	3	7	4
6	BEL - Belgium			2	2	2	2		4	2	2	2	6	=5
7	ITA - Italy	1		2	3	1		2	3	2		4	6	=5
8	NOR - Norway					1	1		2	1	1		2	9
9	POR - Portugal	1			1					1			1	=10
10	POL - Poland		2	1	3						2	1	3	8
11	AUT - Austria		1		1						1		1	=10
11	ESP - Spain		1		1						1		1	=10
13	CZE - Czechia							1	1			1	1	=10
13	ISR - Israel			1	1							1	1	=10
	<b>Total:</b>	<b>11</b>	<b>11</b>	<b>11</b>	<b>33</b>	<b>11</b>	<b>11</b>	<b>11</b>	<b>33</b>	<b>22</b>	<b>22</b>	<b>22</b>	<b>66</b>	

**Note:**  
Rank by Total is calculated by the total number of gold, silver and bronze medals.

**LEGEND**  
= Equal sign indicates that two or more NATs share the same rank by total  
**B** Bronze **G** Gold **S** Silver  
**Tot.** Total

Number of Entries by Country / Nombre d'inscriptions par pays  
As of SUN 14 JAN 2024

NAT	Men												Women												Total Riders
	Team Sprint	Sprint	Keirin	Team Pursuit	Omnium	Madison	Points Race	Scratch Race	Time Trial	Pursuit	Elimination	Riders	Team Sprint	Sprint	Keirin	Team Pursuit	Omnium	Madison	Points Race	Scratch Race	Time Trial	Pursuit	Elimination	Riders	
AUT					1	2	1	1			1	4					1		1	1		1		1	
BEL	3	2	2	4	1	2	1	1		2	1	11	3	2	2	5	1	2	1	1	2		1	9	
CZE	3	2	2		1	2	1	1	2		1	9	3	2	2		1	2	1	1	2		1	7	
DEN				5	1	2	1	1	1	2	1	7					1	2	1	1		1	1	3	
ESP	3	2	2	5	1	2	1	1	2	2	1	10		1	1	4	1	2	1	1		1	1	7	
FRA	3	2	2	5	1	2	1	1	1	2	1	11	3	2	2	5	1	2	1	1	2		1	8	
GBR	3	2	2	5	1	2	1	1	1	2	1	12	4	2	2	5	1	2	1	1	2	2	1	11	
GER	3	2	2	5	1	2	1	1	2	2	1	11	3	2	2	5	1	2	1	1	2	2	1	10	
GRE	3	2	2		1		1	1				4					1		1	1			1	1	
HUN		2	2		1		1					3												3	
IRL																5	1	2	1	1		2	1	5	
ISR		1	1		1	2	1	1			1	5												5	
ITA	3	2	2	4	1	2	1	1	2	2	1	12		1	1	4	1	2	1	1	2	2	1	9	
LAT					1		1	1		1	1	2												2	
LTU		1	1									1		1	1		1		1	1			1	2	
NED	4	2	2		1	2	1	1	2		1	10	3	2	2		1	2	1	1	2		1	7	
NOR					1				1			1					1		1	1			1	1	
POL	4	2	2		1	2	1	1	1	1	1	9	3	2	2	5	1	2	1	1	2	2	1	9	
POR					1	2	1	1	1	1	1	4					1		1	1			1	2	
ROU					1		1	1				1												1	
SLO		1	1						1			1												1	
SUI				4	1	2	1	1		2	1	7				4	1	2	1	1		1	1	6	
SVK					1	2	1	1			1	2					1		1	1			1	2	
SWE		1	1		1		1	1	1			2												2	
UKR	3	2	2	4	1	2	1	1	1	2	1	9	3	2	2		1	2	1	1	2	1	1	6	
<b>Total</b>	<b>35</b>	<b>28</b>	<b>28</b>	<b>41</b>	<b>22</b>	<b>32</b>	<b>21</b>	<b>20</b>	<b>18</b>	<b>22</b>	<b>17</b>	<b>148</b>	<b>25</b>	<b>19</b>	<b>19</b>	<b>42</b>	<b>19</b>	<b>26</b>	<b>19</b>	<b>19</b>	<b>18</b>	<b>15</b>	<b>18</b>	<b>106</b>	



# UCI ELITE TRACK CYCLING WORLD CHAMPIONSHIPS

## Index of Communiqués by Event

Event	Description	Report	No.
<b>GENERAL COMMUNIQUE'S</b>			
College of Commissaires	UCI Technical Officials	Information	<b>1</b>
College of Commissaires	General Information	Information	<b>2</b>
College of Commissaires	Technical Information	Information	<b>3</b>
College of Commissaires	Antidoping Control	Information	<b>4</b>
College of Commissaires	Liste of Entered Teams	Information	<b>5</b>
College of Commissaires	Training and Warm Up Sessions	Information	<b>6</b>
College of Commissaires	Entry List by Country - Men	Information	<b>7</b>
College of Commissaires	Entry List by Country - Women	Information	<b>8</b>
College of Commissaires	Competition Schedule Day 1	Schedule	<b>9</b>
College of Commissaires	Competition Schedule Day 2	Schedule	<b>10</b>
College of Commissaires	Competition Schedule Day 3	Schedule	<b>11</b>
College of Commissaires	Competition Schedule Day 4	Schedule	<b>12</b>
College of Commissaires	Competition Schedule Day 5	Schedule	<b>13</b>
Day 1	Medallists by Event	Standing	<b>136</b>
Day 1	Medal Standings	Standing	<b>137</b>
Day 2	Medallists by Event	Standing	<b>138</b>
Day 2	Medal Standings	Standing	<b>139</b>
Day 3	Medallists by Event	Standing	<b>140</b>
Day 3	Medal Standings	Standing	<b>141</b>
Day 4	Medallists by Event	Standing	<b>142</b>
Day 4	Medal Standings	Standing	<b>143</b>
Day 5	Medallists by Event	Standing	<b>144</b>
Day 5	Medal Standings	Standing	<b>145</b>
Final	Number of Entries by Country	Standing	<b>146</b>
College of Commissaires	Decisions Day 1	Information	<b>147</b>
College of Commissaires	Decisions Day 2	Information	<b>148</b>
College of Commissaires	Decisions Day 3	Information	<b>149</b>
College of Commissaires	Decisions Day 4	Information	<b>150</b>
College of Commissaires	Decisions Day 5	Information	<b>151</b>
College of Commissaires	Index	Information	<b>152</b>
<b>MEN</b>			
<b>M - TEAM SPRINT</b>			
Team Sprint	Qualifying	Start List	<b>14</b>
Team Sprint	Qualifying	Results	<b>15</b>
Team Sprint	1/2 Final	Start List	<b>16</b>
Team Sprint	1/2 Final	Results	<b>17</b>
Team Sprint	Finals 3-4 & 1-2	Start List	<b>18</b>
Team Sprint	Finals 3-4 & 1-2	Results	<b>19</b>
<b>M - SPRINT</b>			
Sprint 200m t.t.	Qualifying	Start List	<b>20</b>
Sprint 200m t.t.	Qualifying	Results	<b>21</b>
Sprint	1/16 Final	Start List	<b>22</b>
Sprint	1/16 Final	Results	<b>23</b>
Sprint	1/8 Final	Start List	<b>24</b>

# UCI ELITE TRACK CYCLING WORLD CHAMPIONSHIPS

## Index of Communiqués by Event

Event	Description	Report	No.
Sprint	1/8 Final	Results	<b>25</b>
Sprint	1/4 Final	Start List	<b>26</b>
Sprint	1/4 Final	Results	<b>27</b>
Sprint	1/2 Final	Start List	<b>28</b>
Sprint	1/2 Final	Results	<b>29</b>
Sprint	Finals 3-4 & 1-2	Start List	<b>30</b>
Sprint	Finals 3-4 & 1-2	Results	<b>31</b>
Sprint	Summary	Results	<b>32</b>
<b>M - KEIRIN</b>			
Keirin	1st round	Start List	<b>33</b>
Keirin	1st round	Results	<b>34</b>
Keirin	Repechages	Start List	<b>35</b>
Keirin	Repechages	Results	<b>36</b>
Keirin	2nd round	Start List	<b>37</b>
Keirin	2nd round	Results	<b>38</b>
Keirin	3rd round	Start List	<b>39</b>
Keirin	3rd round	Results	<b>40</b>
Keirin	Finals places 7-12 & 1-6	Start List	<b>41</b>
Keirin	Finals places 7-12 & 1-6	Results	<b>42</b>
<b>M - KILOMETRE T.T.</b>			
Kilometre t.t.	Qualifying	Start List	<b>43</b>
Kilometre t.t.	Qualifying	Results	<b>44</b>
Kilometre t.t.	Final	Start List	<b>45</b>
Kilometre t.t.	Final	Results	<b>46</b>
<b>M - TEAM PURSUIT</b>			
Team pursuit	Qualifying	Start List	<b>47</b>
Team pursuit	Qualifying	Results	<b>48</b>
Team pursuit	1/2 Final	Start List	<b>49</b>
Team pursuit	1/2 Final	Results	<b>50</b>
Team pursuit	Finals	Start List	<b>51</b>
Team pursuit	Finals	Results	<b>52</b>
<b>M - INDIVIDUAL PURSUIT</b>			
Individual Pursuit	Qualifying	Start List	<b>53</b>
Individual Pursuit	Qualifying	Results	<b>54</b>
Individual pursuit	Finals 3-4 & 1-2	Start List	<b>55</b>
Individual pursuit	Finals 3-4 & 1-2	Results	<b>56</b>
<b>M - POINTS RACE</b>			
Points race 40 km	Final	Start List	<b>57</b>
Points race 40 km	Final	Results	<b>58</b>
<b>M - SCRATCH</b>			
Scratch 15 km	Final	Start List	<b>59</b>
Scratch 15 km	Final	Results	<b>60</b>
<b>M - ELIMINATION</b>			
Elimination	Final	Start List	<b>61</b>
Elimination	Final	Results	<b>62</b>

# UCI ELITE TRACK CYCLING WORLD CHAMPIONSHIPS

## Index of Communiqués by Event

Event	Description	Report	No.
<b>M - OMNIUM</b>			
Omnium I	Scratch 10 km	Start List	<b>63</b>
Omnium I	Scratch 10 km	Results	<b>64</b>
Omnium	Gen. Class. after event 1	Results	<b>65</b>
Omnium II	Tempo Race 10 km	Start List	<b>66</b>
Omnium II	Tempo Race 10 km	Results	<b>67</b>
Omnium	Gen. Class. after event 2	Results	<b>68</b>
Omnium III	Elimination	Start List	<b>69</b>
Omnium III	Elimination	Results	<b>70</b>
Omnium	Gen. Class. after event 3	Results	<b>71</b>
Omnium IV	Points Race 25 km	Start List	<b>72</b>
Omnium	Results Progression	Results	<b>73</b>
Omnium	Final Classification	Results	<b>74</b>
<b>M - MADISON</b>			
Madison 50 km	Final	Start List	<b>75</b>
Madison 50 km	Final	Results	<b>76</b>
<b>WOMEN</b>			
<b>W - TEAM SPRINT</b>			
Team Sprint	Qualifying	Start List	<b>77</b>
Team Sprint	Qualifying	Results	<b>78</b>
Team Sprint	1/2 Final	Start List	<b>79</b>
Team Sprint	1/2 Final	Results	<b>80</b>
Team Sprint	Finals 3-4 & 1-2	Start List	<b>81</b>
Team Sprint	Finals 3-4 & 1-2	Results	<b>82</b>
<b>W - SPRINT</b>			
Sprint 200m t.t.	Qualifying	Start List	<b>83</b>
Sprint 200m t.t.	Qualifying	Results	<b>84</b>
Sprint	1/16 Final	Start List	<b>85</b>
Sprint	1/16 Final	Results	<b>86</b>
Sprint	1/8 Final	Start List	<b>87</b>
Sprint	1/8 Final	Results	<b>88</b>
Sprint	1/4 Final	Start List	<b>89</b>
Sprint	1/4 Final	Results	<b>90</b>
Sprint	1/2 Final	Start List	<b>91</b>
Sprint	1/2 Final	Results	<b>92</b>
Sprint	Finals 3-4 & 1-2	Start List	<b>93</b>
Sprint	Finals 3-4 & 1-2	Results	<b>94</b>
Sprint	Summary	Results	<b>95</b>
<b>W - KEIRIN</b>			
Keirin	1st round	Start List	<b>96</b>
Keirin	1st round	Results	<b>97</b>
Keirin	Repechages	Start List	<b>98</b>
Keirin	Repechages	Results	<b>99</b>
Keirin	2nd round	Start List	<b>100</b>

# UCI ELITE TRACK CYCLING WORLD CHAMPIONSHIPS

## Index of Communiqués by Event

Event	Description	Report	No.
Keirin	2nd round	Results	<b>101</b>
Keirin	3rd round	Start List	<b>102</b>
Keirin	3rd round	Results	<b>103</b>
Keirin	Finals places 7-12 & 1-6	Start List	<b>104</b>
Keirin	Finals places 7-12 & 1-6	Results	<b>105</b>
<b>W - 500M T.T.</b>			
500m t.t.	Qualifying	Start List	<b>106</b>
500m t.t.	Qualifying	Results	<b>107</b>
500m t.t.	Final	Start List	<b>108</b>
500m t.t.	Final	Results	<b>109</b>
<b>W - TEAM PURSUIT</b>			
Team pursuit	Qualifying	Start List	<b>110</b>
Team pursuit	Qualifying	Results	<b>111</b>
Team pursuit	1/2 Final	Start List	<b>112</b>
Team pursuit	1/2 Final	Results	<b>113</b>
Team pursuit	Finals	Start List	<b>114</b>
Team pursuit	Finals	Results	<b>115</b>
<b>W - INDIVIDUAL PURSUIT</b>			
Individual Pursuit	Qualifying	Start List	<b>116</b>
Individual Pursuit	Qualifying	Results	<b>117</b>
Individual pursuit	Finals 3-4 & 1-2	Start List	<b>118</b>
Individual pursuit	Finals 3-4 & 1-2	Results	<b>119</b>
<b>W - POINTS RACE</b>			
Points race 25 km	Final	Start List	<b>120</b>
Points race 25 km	Final	Results	<b>121</b>
<b>W - SCRATCH</b>			
Scratch 10 km	Final	Start List	<b>122</b>
Scratch 10 km	Final	Results	<b>123</b>
<b>W - ELIMINATION</b>			
Elimination	Final	Start List	<b>124</b>
Elimination	Final	Results	<b>125</b>
<b>W - OMNIUM</b>			
Omnium I	Scratch 7.5 km	Start List	<b>126</b>
Omnium I	Scratch 7.5 km	Results	<b>127</b>
Omnium	Gen. Class. after event 1	Results	<b>128</b>
Omnium II	Tempo Race 7.5 km	Start List	<b>129</b>
Omnium II	Tempo Race 7.5 km	Results	<b>130</b>
Omnium	Gen. Class. after event 2	Results	<b>131</b>
Omnium III	Elimination	Start List	<b>132</b>
Omnium III	Elimination	Results	<b>133</b>
Omnium	Gen. Class. after event 3	Results	<b>134</b>
Omnium IV	Points Race 20 km	Start List	<b>135</b>
Omnium	Results Progression	Results	<b>136</b>
Omnium	Final Classification	Results	<b>137</b>

**UCI ELITE TRACK CYCLING WORLD CHAMPIONSHIPS**  
**Index of Communiqués by Event**

Event	Description	Report	<b>No.</b>
<b>W - MADISON</b>			
Madison 30 km	Final	Start List	<b>138</b>
Madison 30 km	Final	Results	<b>139</b>



Men's Team Sprint / Vitesse par équipe hommes

Final Classification / Classement final

Wed 10 Jan 2024 - Race distance: 3 laps

World Record	41.225 NED - Netherlands	Berlin (GER)	26 FEB 2020
--------------	--------------------------	--------------	-------------

Rank	NAT / Name	Lap 1	Lap 2 Lap 1-2	Time Lap 2-3	Average Speed km/h
------	------------	-------	------------------	-----------------	--------------------------

**For Gold**

GOLD	<b>1 NED - Netherlands</b>	17.322	29.433	<b>41.958</b>	64.350
	98 HOOGLAND Jeffrey		12.111	12.525	
	101 LAVREYSEN Harrie				
	103 van den BERG Roy				
	104 van LOON Tijmen (R)				

SILVER	<b>2 FRA - France</b>	17.690	30.106	<b>42.718</b>	63.205
	36 GRENGBO Florian		12.416	12.612	
	38 HELAL Rayan				
	43 VIGIER Sebastien				

**For Bronze**

BRONZE	<b>3 POL - Poland</b>	17.771	30.528	<b>43.177</b>	62.533
	111 ROCHNA Daniel		12.757	12.649	
	113 RUDYK Mateusz				
	114 SARNECKI Rafal				
	109 BIELECKI Maciej (R)				
	<b>4 GBR - Great Britain</b>	17.474	30.102	<b>43.205</b>	62.493
	56 CARLIN Jack		12.628	13.103	
	57 FIELDING Alistair				
	64 TURNBULL Hamish				

**Placed after First Round**

<b>5 GER - Germany</b>	46 DORNBACH Maximilian
	52 SCHROTER Nik
	53 SPIEGEL Luca
<b>6 ITA - Italy</b>	79 BIANCHI Matteo
	88 NAPOLITANO Daniele
	89 PREDOMO Mattia
<b>7 CZE - Czechia</b>	23 ECHMAN Martin
	16 BOHUSLAVEK Mat J
	21 TOPINKA Dominik
<b>8 ESP - Spain</b>	127 JIMENEZ ELIZONDO Ekain
	128 MARTINEZ CHORRO Alejandro
	131 MORENO SANCHEZ Jose

**Did not qualify for First Round**

Men's Team Sprint / Vitesse par équipe hommes

Final Classification / Classement final

Wed 10 Jan 2024 - Race distance: 3 laps

Rank	NAT / Name	Lap 1	Lap 2 Lap 1-2	Time Lap 2-3	Average Speed km/h
9	<b>UKR - Ukraine</b>				
	145 DANYLCHUK Bohdan				
	146 DENYSENKO Vladyslav				
	150 VARHARAKYN Valentyn				
10	<b>BEL - Belgium</b>				
	5 de SCHRIJVER Runar				
	10 MERTENS Tjorven				
	15 VERHOEVEN Mathijs				
11	<b>GRE - Greece</b>				
	68 CHAROVAS Miltiadis				
	69 KALOGEROPOULOS Ioannis				
	70 LIVANOS Konstantinos				

**Note:**  
Riders are presented in their starting order.

**LEGEND**  
R Replaced

10-14 January 2024

Men's Team Sprint / Vitesse par équipe hommes  
Finals / Finales  
Race Analysis / Analyse de la course

For Gold

NED - Netherlands					FRA - France				
Distance	Time	Rank	Lap Time	Lap	Distance	Time	Rank	Lap Time	
125m	10.590	1			125m	10.719	2		
250m	17.322	1	17.322	1	250m	17.690	2	17.690	
375m	23.389	1			375m	23.864	2		
500m	29.433	1	12.111	2	500m	30.106	2	12.416	
625m	35.586	1			625m	36.317	2		
750m	41.958	1	12.525	3	750m	42.718	2	12.612	

For Bronze

GBR - Great Britain					POL - Poland				
Distance	Time	Rank	Lap Time	Lap	Distance	Time	Rank	Lap Time	
125m	10.609	3			125m	10.773	4		
250m	17.474	3	17.474	1	250m	17.771	4	17.771	
375m	23.744	3			375m	24.134	4		
500m	30.102	3	12.628	2	500m	30.528	4	12.757	
625m	36.534	3			625m	36.850	4		
750m	43.205	4	13.103	3	750m	43.177	3	12.649	

Men's Team Sprint / Vitesse par équipe hommes  
Finals / Finales  
Start List / Liste de départ

Wed 10 Jan 2024 - Race distance: 3 laps

World Record	41.225 NED - Netherlands	Berlin (GER)	26 FEB 2020
--------------	--------------------------	--------------	-------------

Heat	Race Number	NAT / Name	Time
FOR BRONZE		<b>GBR - Great Britain</b>	
	57	FIELDING Alistair	
	64	TURNBULL Hamish	
	56	CARLIN Jack	
		<b>POL - Poland</b>	
	114	SARNECKI Rafal	
	111	ROCHNA Daniel	
	113	RUDYK Mateusz	
FOR GOLD		<b>NED - Netherlands</b>	
	103	van den BERG Roy	
	101	LAVREYSEN Harrie	
	98	HOOGLAND Jeffrey	
		<b>FRA - France</b>	
	36	GRENGBO Florian	
	43	VIGIER Sebastien	
	38	HELAL Rayan	

**Note:**  
The composition of the teams may be subject to change up to 30 minutes before the start of the race. Sorted in the order given by the team.



Men's Team Sprint / Vitesse par équipe hommes  
First Round / Premier tour  
Results / Résultats

Wed 10 Jan 2024 - Race distance: 3 laps

World Record	41.225 NED - Netherlands	Berlin (GER)	26 FEB 2020
--------------	--------------------------	--------------	-------------

Heat	Rank	NAT / Name	Lap 1	Lap 2 Lap 1-2	Time Lap 2-3	Average Speed km/h			
1	1	<b>POL - Poland</b>	17.688	30.488	<b>43.290</b>	62.370	QB		
		111 ROCHNA Daniel						12.800	12.802
		113 RUDYK Mateusz							
			114 SARNECKI Rafal						
	2	<b>GER - Germany</b>	17.376	30.144	<b>43.472</b>	62.109			
		46 DORNBACH Maximilian					12.768	13.328	
52 SCHROTER Nik									
		53 SPIEGEL Luca							
2	1	<b>GBR - Great Britain</b>	17.466	30.134	<b>43.159</b>	62.559	QB		
		56 CARLIN Jack						12.668	13.025
		57 FIELDING Alistair							
			64 TURNBULL Hamish						
	2	<b>CZE - Czechia</b>	17.513	30.287	<b>43.541</b>	62.011			
		16 BOHUSLAVEK Mat J					12.774	13.254	
21 TOPINKA Dominik									
		23 ECHMAN Martin							
3	1	<b>FRA - France</b>	17.580	30.039	<b>42.712</b>	63.214	QG		
		36 GRENGBO Florian						12.459	12.673
		38 HELAL Rayan							
			43 VIGIER Sebastien						
	2	<b>ITA - Italy</b>	17.956	30.491	<b>43.497</b>	62.073			
		79 BIANCHI Matteo					12.535	13.006	
88 NAPOLITANO Daniele									
		89 PREDOMO Mattia							
4	1	<b>NED - Netherlands</b>	17.356	29.579	<b>42.378</b>	63.712	QG		
		101 LAVREYSEN Harrie						12.223	12.799
		103 van den BERG Roy							
			98 HOOGLAND Jeffrey						
	2	<b>ESP - Spain</b>	17.807	30.602	<b>44.188</b>	61.103			
		127 JIMENEZ ELIZONDO Ekain					12.795	13.586	
128 MARTINEZ CHORRO Alejandro									
		131 MORENO SANCHEZ Jose							

**Progression rule:**

The fastest two winning teams race for the gold and silver medals, and the other two winning teams race for the bronze medal. Losers are classified from 5th to 8th place by their times in the First Round.

Men's Team Sprint / Vitesse par équipe hommes  
First Round / Premier tour  
Results / Résultats

Wed 10 Jan 2024 - Race distance: 3 laps

Heat	Rank	NAT / Name	Lap 1	Lap 2 Lap 1-2	Time Lap 2-3	Average Speed km/h
------	------	---------------	-------	------------------	-----------------	--------------------------

**Note:**  
Riders are presented in their starting order.

**LEGEND**  
**QB** Qualified for Bronze      **QG** Qualified for Gold



10-14 January 2024

Men's Team Sprint / Vitesse par équipe hommes  
First Round / Premier tour  
Race Analysis / Analyse de la course

Heat 1

POL - Poland				Lap	GER - Germany			
Distance	Time	Rank	Lap Time		Distance	Time	Rank	Lap Time
125m	11.054	2		1	125m	10.998	1	
250m	17.688	2	17.688		250m	17.376	1	17.376
375m	24.060	2			375m	23.710	1	
500m	30.488	2	12.800		500m	30.144	1	12.768
625m	36.877	2			625m	36.671	1	
750m	43.290	1	12.802		750m	43.472	2	13.328

Heat 2

GBR - Great Britain				Lap	CZE - Czechia			
Distance	Time	Rank	Lap Time		Distance	Time	Rank	Lap Time
125m	10.608	1		1	125m	10.749	2	
250m	17.466	1	17.466		250m	17.513	2	17.513
375m	23.776	1			375m	23.854	2	
500m	30.134	1	12.668		500m	30.287	2	12.774
625m	36.517	1			625m	36.866	2	
750m	43.159	1	13.025		750m	43.541	2	13.254

Heat 3

FRA - France				Lap	ITA - Italy			
Distance	Time	Rank	Lap Time		Distance	Time	Rank	Lap Time
125m	10.685	1		1	125m	11.045	2	
250m	17.580	1	17.580		250m	17.956	2	17.956
375m	23.790	1			375m	24.257	2	
500m	30.039	1	12.459		500m	30.491	2	12.535
625m	36.291	1			625m	36.883	2	
750m	42.712	1	12.673		750m	43.497	2	13.006

Heat 4

NED - Netherlands				Lap	ESP - Spain			
Distance	Time	Rank	Lap Time		Distance	Time	Rank	Lap Time
125m	10.604	1		1	125m	10.963	2	
250m	17.356	1	17.356		250m	17.807	2	17.807
375m	23.506	1			375m	24.146	2	
500m	29.579	1	12.223		500m	30.602	2	12.795
625m	35.843	1			625m	37.249	2	
750m	42.378	1	12.799		750m	44.188	2	13.586

**Men's Team Sprint / Vitesse par équipe hommes**  
**First Round / Premier tour**  
**Start List / Liste de départ**

Wed 10 Jan 2024 - Race distance: 3 laps

<b>World Record</b>	41.225 NED - Netherlands	Berlin (GER)	26 FEB 2020
---------------------	--------------------------	--------------	-------------

Heat	Race Number	NAT / Name	Time	
1		<b>POL - Poland</b>		
	114	SARNECKI Rafal		
	111	ROCHNA Daniel		
	113	RUDYK Mateusz		
		<b>GER - Germany</b>		
	46	DORNBACH Maximilian		
	52	SCHROTER Nik		
	53	SPIEGEL Luca		
	2		<b>GBR - Great Britain</b>	
		56	CARLIN Jack	
57		FIELDING Alistair		
64		TURNBULL Hamish		
		<b>CZE - Czechia</b>		
16		BOHUSLAVEK Mat J		
21		TOPINKA Dominik		
3		<b>FRA - France</b>		
	36	GRENGBO Florian		
	38	HELAL Rayan		
	43	VIGIER Sebastien		
		<b>ITA - Italy</b>		
	88	NAPOLITANO Daniele		
	89	PREDOMO Mattia		
	79	BIANCHI Matteo		



**Men's Team Sprint / Vitesse par équipe hommes**  
**First Round / Premier tour**  
**Start List / Liste de départ**

Wed 10 Jan 2024 - Race distance: 3 laps

Heat	Race Number	NAT / Name	Time
4		<b>NED - Netherlands</b>	
	103	van den BERG Roy	
	101	LAVREYSEN Harrie	
	98	HOOGLAND Jeffrey	
		<b>ESP - Spain</b>	
	131	MORENO SANCHEZ Jose	
	128	MARTINEZ CHORRO Alejandro	
	127	JIMENEZ ELIZONDO Ekain	

**Progression rule:**

The fastest two winning teams race for the gold and silver medals, and the other two winning teams race for the bronze medal. Losers are classified from 5th to 8th place by their times in the First Round.

**Note:**

The composition of the teams may be subject to change up to 30 minutes before the start of the race. Sorted in the order given by the team.

Men's Team Sprint / Vitesse par équipe hommes  
Qualifying / Qualifications  
Results / Résultats

Wed 10 Jan 2024 - Race distance: 3 laps

World Record	41.225 NED - Netherlands	Berlin (GER)	26 FEB 2020
--------------	--------------------------	--------------	-------------

Rank	NAT / Name	Lap 1	Lap 2 Lap 1-2	Time Lap 2-3	Average Speed km/h	
1	<b>NED - Netherlands</b> 103 van den BERG Roy 101 LAVREYSEN Harrie 104 van LOON Tijmen	17.499 (3)	29.761 (1) 12.262 (1)	<b>43.062 (1)</b> 13.301 (7)	62.700	Q
2	<b>FRA - France</b> 36 GRENGBO Florian 38 HELAL Rayan 43 VIGIER Sebastien	17.541 (4)	30.071 (2) 12.530 (2)	<b>43.066 (2)</b> 12.995 (2)	62.694	Q
3	<b>GBR - Great Britain</b> 56 CARLIN Jack 57 FIELDING Alistair 64 TURNBULL Hamish	17.409 (1)	30.144 (3) 12.735 (4)	<b>43.240 (3)</b> 13.096 (4)	62.442	Q
4	<b>POL - Poland</b> 114 SARNECKI Rafal 109 BIELECKI Maciej 113 RUDYK Mateusz	17.688 (6)	30.644 (7) 12.956 (8)	<b>43.500 (4)</b> 12.856 (1)	62.069	Q
5	<b>GER - Germany</b> 46 DORNBACH Maximilian 52 SCHROTER Nik 53 SPIEGEL Luca	17.485 (2)	30.340 (4) 12.855 (6)	<b>43.544 (5)</b> 13.204 (6)	62.006	Q
6	<b>CZE - Czech Republic</b> 16 BOHUSLAVEK Mat J 21 TOPINKA Dominik 23 ECHMAN Martin	17.601 (5)	30.529 (5) 12.928 (7)	<b>43.568 (6)</b> 13.039 (3)	61.972	Q
7	<b>ITA - Italy</b> 88 NAPOLITANO Daniele 89 PREDOMO Mattia 79 BIANCHI Matteo	17.992 (9)	30.565 (6) 12.573 (3)	<b>43.733 (7)</b> 13.168 (5)	61.738	Q
8	<b>ESP - Spain</b> 131 MORENO SANCHEZ Jose 128 MARTINEZ CHORRO Alejandro 127 JIMENEZ ELIZONDO Ekain	17.870 (7)	30.678 (8) 12.808 (5)	<b>44.261 (8)</b> 13.583 (9)	61.002	Q
9	<b>UKR - Ukraine</b> 145 DANYLCHUK Bohdan 146 DENYSENKO Vladyslav 150 VARHARAKYN Valentyn	18.561 (11)	31.902 (10) 13.341 (9)	<b>45.454 (9)</b> 13.552 (8)	59.401	
10	<b>BEL - Belgium</b> 15 VERHOEVEN Mathijs 5 de SCHRIJVER Runar 10 MERTENS Tjorven	17.981 (8)	31.392 (9) 13.411 (10)	<b>45.540 (10)</b> 14.148 (11)	59.289	

Men's Team Sprint / Vitesse par équipe hommes  
Qualifying / Qualifications  
Results / Résultats

Wed 10 Jan 2024 - Race distance: 3 laps

Rank	NAT / Name	Lap 1	Lap 2 Lap 1-2	Time Lap 2-3	Average Speed km/h
11	<b>GRE - Greece</b>	18.396 (10)	32.046 (11)	<b>45.688 (11)</b>	59.096
	69 KALOGEROPOULOS Ioannis		13.650 (11)	13.642 (10)	
	68 CHAROVAS Miltiadis				
	70 LIVANOS Konstantinos				

**Progression rule:**

Fastest 8 teams qualify for the first round.

**Note:**

Riders are presented in their starting order.

**LEGEND**

Q Qualified

10-14 January 2024

Men's Team Sprint / Vitesse par équipe hommes  
Qualifying / Qualifications  
Race Analysis / Analyse de la course

Heat 1					Heat 2				
Distance	BEL - Belgium		Lap Time	Lap	Distance	GRE - Greece		Lap Time	
	Time	Rank				Time	Rank		
125m	10.975	7			125m	11.416	11		
250m	17.981	8	17.981	1	250m	18.396	10	18.396	
375m	24.608	9			375m	25.166	10		
500m	31.392	9	13.411	2	500m	32.046	11	13.650	
625m	38.327	9			625m	38.815	11		
750m	45.540	10	14.148	3	750m	45.688	11	13.642	

Heat 3					Heat 4				
Distance	UKR - Ukraine		Lap Time	Lap	Distance	ESP - Spain		Lap Time	
	Time	Rank				Time	Rank		
125m	11.347	10			125m	11.025	8		
250m	18.561	11	18.561	1	250m	17.870	7	17.870	
375m	25.192	11			375m	24.197	7		
500m	31.902	10	13.341	2	500m	30.678	8	12.808	
625m	38.575	10			625m	37.326	8		
750m	45.454	9	13.552	3	750m	44.261	8	13.583	

Heat 5					Heat 6				
Distance	ITA - Italy		Lap Time	Lap	Distance	CZE - Czech Republic		Lap Time	
	Time	Rank				Time	Rank		
125m	11.045	9			125m	10.792	6		
250m	17.992	9	17.992	1	250m	17.601	5	17.601	
375m	24.322	8			375m	23.992	5		
500m	30.565	6	12.573	2	500m	30.529	5	12.928	
625m	37.048	6			625m	36.946	5		
750m	43.733	7	13.168	3	750m	43.568	6	13.039	

Heat 7					Heat 8				
Distance	GBR - Great Britain		Lap Time	Lap	Distance	POL - Poland		Lap Time	
	Time	Rank				Time	Rank		
125m	10.548	1			125m	10.746	4		
250m	17.409	1	17.409	1	250m	17.688	6	17.688	
375m	23.723	2			375m	24.184	6		
500m	30.144	3	12.735	2	500m	30.644	7	12.956	
625m	36.584	3			625m	37.061	7		
750m	43.240	3	13.096	3	750m	43.500	4	12.856	

Heat 9					Heat 10				
Distance	GER - Germany		Lap Time	Lap	Distance	FRA - France		Lap Time	
	Time	Rank				Time	Rank		
125m	10.789	5			125m	10.616	2		
250m	17.485	2	17.485	1	250m	17.541	4	17.541	
375m	23.876	4			375m	23.763	3		
500m	30.340	4	12.855	2	500m	30.071	2	12.530	
625m	36.858	4			625m	36.477	2		
750m	43.544	5	13.204	3	750m	43.066	2	12.995	

www.uec.ch

Report Created WED 10 JAN 2024 15:03

Page 1/2



UEC Official Suppliers

Institutional Partners



Partners



Local Organising Committee



10-14 January 2024

Men's Team Sprint / Vitesse par équipe hommes  
Qualifying / Qualifications  
Race Analysis / Analyse de la course

Heat 11

Distance	NED - Netherlands		Lap Time	Lap
	Time	Rank		
125m	10.718	3		
250m	17.499	3	17.499	1
375m	23.632	1		
500m	29.761	1	12.262	2
625m	36.233	1		
750m	43.062	1	13.301	3



**Men's Team Sprint / Vitesse par équipe hommes**  
**Qualifying / Qualifications**  
**Start List / Liste de départ**

Wed 10 Jan 2024 - Race distance: 3 laps

<b>World Record</b>	41.225 NED - Netherlands	Berlin (GER)	26 FEB 2020
---------------------	--------------------------	--------------	-------------

Heat	Race Number	NAT / Name	Time
1		<b>BEL - Belgium</b>	
	15	VERHOEVEN Mathijs	
	5	de SCHRIJVER Runar	
2		<b>GRE - Greece</b>	
	69	KALOGEROPOULOS Ioannis	
	68	CHAROVAS Miltiadis	
3		<b>UKR - Ukraine</b>	
	145	DANYLCHUK Bohdan	
	146	DENYSENKO Vladyslav	
4		<b>ESP - Spain</b>	
	131	MORENO SANCHEZ Jose	
	128	MARTINEZ CHORRO Alejandro	
5		<b>ITA - Italy</b>	
	88	NAPOLITANO Daniele	
	89	PREDOMO Mattia	
6		<b>CZE - Czech Republic</b>	
	79	BIANCHI Matteo	
	16	BOHUSLAVEK Mat J	
	21	TOPINKA Dominik	
	23	ECHMAN Martin	

**Men's Team Sprint / Vitesse par équipe hommes**  
**Qualifying / Qualifications**  
**Start List / Liste de départ**

Wed 10 Jan 2024 - Race distance: 3 laps

Heat	Race Number	NAT / Name	Time
7		<b>GBR - Great Britain</b>	
	56	CARLIN Jack	
	57	FIELDING Alistair	
	64	TURNBULL Hamish	
8		<b>POL - Poland</b>	
	114	SARNECKI Rafal	
	109	BIELECKI Maciej	
	113	RUDYK Mateusz	
9		<b>GER - Germany</b>	
	46	DORNBACH Maximilian	
	52	SCHROTER Nik	
	53	SPIEGEL Luca	
10		<b>FRA - France</b>	
	36	GRENGBO Florian	
	38	HELAL Rayan	
	43	VIGIER Sebastien	
11		<b>NED - Netherlands</b>	
	103	van den BERG Roy	
	101	LAVREYSEN Harrie	
	104	van LOON Tijmen	

**Progression rule:**

Fastest 8 teams qualify for the first round.

**Note:**

The composition of the teams may be subject to change up to 30 minutes before the start of the race. Sorted in the order given by the team.

Men's Sprint / Vitesse hommes

Final Classification / Classement final

Sat 13 Jan 2024

Rank	Race Number	Name	NAT	Race 1	Race 2	Decider
------	-------------	------	-----	--------	--------	---------

**For Gold**

200m Time: 9.773 9.846  
Average Speed km/h: 73.672 73.126

GOLD	1	101	LAVREYSEN Harrie	NED	Winner	Winner
SILVER	2	113	RUDYK Mateusz	POL	+0.111	+0.119

**For Bronze**

200m Time: 10.054 10.055  
Average Speed km/h: 71.613 71.606

BRONZE	3	77	YAKOVLEV Mikhail	ISR	Winner	Winner
	4	98	HOOGLAND Jeffrey	NED	+0.074	+0.006

**Did not qualify for Semifinals**

5	38	HELAL Rayan	FRA
6	43	VIGIER Sebastien	FRA
7	64	TURNBULL Hamish	GBR
8	93	LENDEL Vasilijus	LTU

**Did not qualify for Quarterfinals**

9	23	CECHMAN Martin	CZE
10	73	SZALONTAY Sandor	HUN
11	56	CARLIN Jack	GBR
12	46	DORNBACH Maximilian	GER
13	53	SPIEGEL Luca	GER
14	87	MORO Stefano	ITA
15	128	MARTINEZ CHORRO Alejandro	ESP
16	21	TOPINKA Dominik	CZE

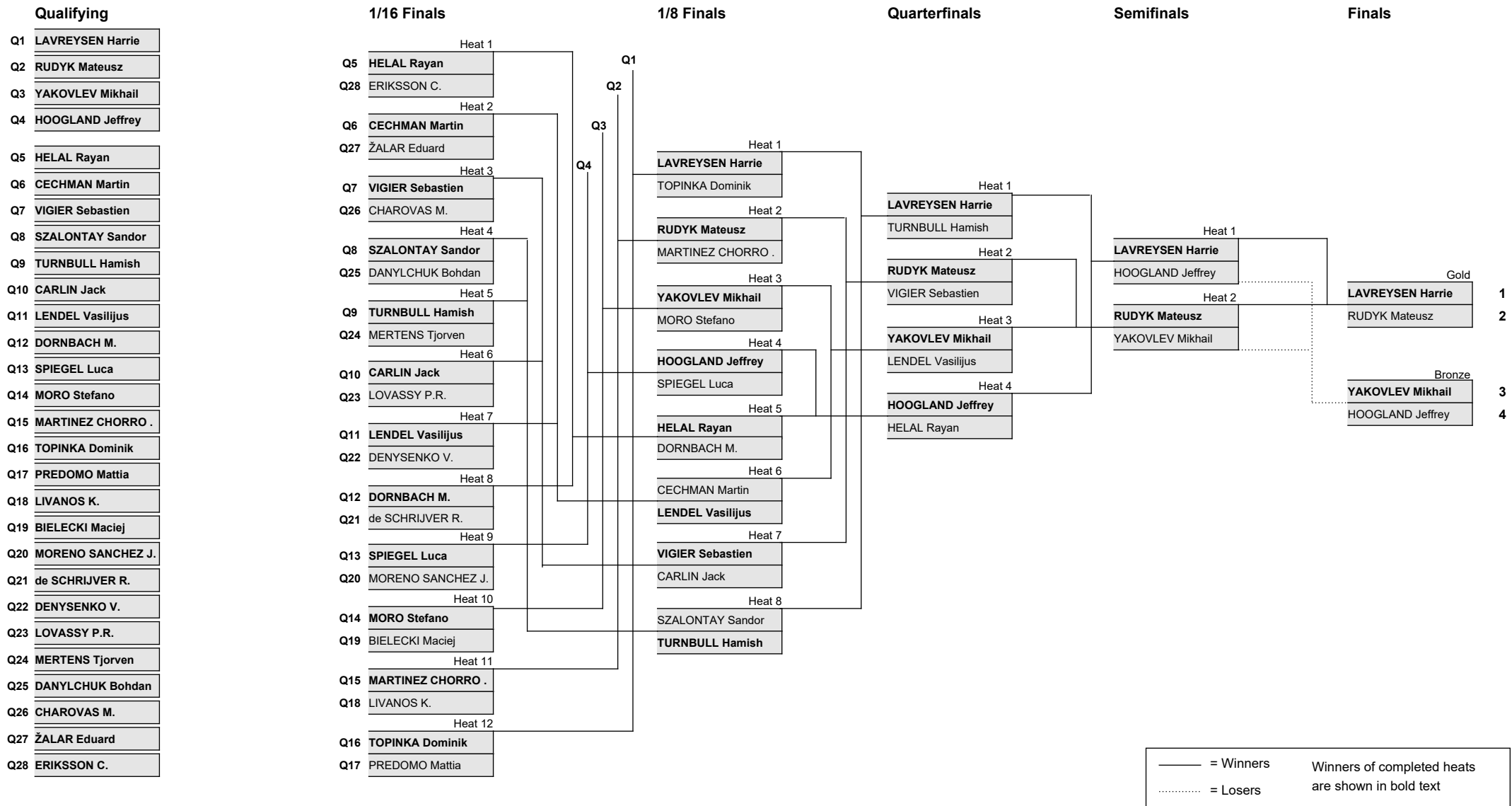
**Did not qualify for 1/8 Finals**

17	89	PREDOMO Mattia	ITA
18	70	LIVANOS Konstantinos	GRE
19	109	BIELECKI Maciej	POL
20	131	MORENO SANCHEZ Jose	ESP
21	5	de SCHRIJVER Runar	BEL
22	146	DENYSENKO Vladyslav	UKR
23	72	LOVASSY Patrik Romeo	HUN
24	10	MERTENS Tjorven	BEL
25	145	DANYLCHUK Bohdan	UKR
26	68	CHAROVAS Miltiadis	GRE
27	123	ŽALAR Eduard	SLO
28	135	ERIKSSON Christoffer	SWE



## Men's Sprint / Vitesse hommes

### Results Bracket / Tableau de progression



Men's Sprint / Vitesse hommes  
Finals / Finales  
Start List / Liste de départ

Sat 13 Jan 2024 - Race distance: 3 laps

Race Number	Name	NAT	Race 1	Race 2	Decider
<b>For Bronze</b>					
		200m Time:			
		Average Speed km/h:			
98	HOOGLAND Jeffrey	NED			
77	YAKOVLEV Mikhail	ISR			
<b>For Gold</b>					
		200m Time:			
		Average Speed km/h:			
101	LAVREYSEN Harrie	NED			
113	RUDYK Mateusz	POL			

Men's Sprint / Vitesse hommes  
Semifinals / Demi-finales  
Results / Résultats

Sat 13 Jan 2024 - Race distance: 3 laps

Rank	Race Number	Name	NAT	Race 1	Race 2	Decider
				200m Time:	9.843	9.699
				Average Speed km/h:	73.148	74.234
<b>Heat 1</b>						
1	101	LAVREYSEN Harrie	NED	Winner	Winner	Q
2	98	HOOGLAND Jeffrey	NED	+0.256	+0.266	
				200m Time:	9.937	9.962
				Average Speed km/h:	72.456	72.275
<b>Heat 2</b>						
1	113	RUDYK Mateusz	POL	Winner	Winner	Q
2	77	YAKOVLEV Mikhail	ISR	+0.018	+0.143	

**Progression rule:**

The winners race for the gold and silver medals. The losers race for the bronze medal.

**LEGEND**

Q Qualified

Men's Sprint / Vitesse hommes  
Semifinals / Demi-finales  
Start List / Liste de départ

Sat 13 Jan 2024 - Race distance: 3 laps

Race Number	Name	NAT	Race 1	Race 2	Decider
<b>Heat 1</b>					
		200m Time:			
		Average Speed km/h:			
101	LAVREYSEN Harrie	NED			
98	HOOGLAND Jeffrey	NED			
<b>Heat 2</b>					
		200m Time:			
		Average Speed km/h:			
113	RUDYK Mateusz	POL			
77	YAKOVLEV Mikhail	ISR			

**Progression rule:**

The winners race for the gold and silver medals. The losers race for the bronze medal.

Men's Sprint / Vitesse hommes  
Quarterfinals / Quart de finales  
Results / Résultats

Fri 12 Jan 2024 - Race distance: 3 laps

Rank	Race Number	Name	NAT	Race 1	Race 2	Decider
				200m Time:	9.863	10.128
				Average Speed km/h:	73.000	71.090
<b>Heat 1</b>						
1	101	LAVREYSEN Harrie	NED	Winner	Winner	Q
2	64	TURNBULL Hamish	GBR	+0.125	+0.101	
				200m Time:	10.274	10.432
				Average Speed km/h:	70.080	69.018
<b>Heat 2</b>						
1	113	RUDYK Mateusz	POL	Winner	Winner	Q
2	43	VIGIER Sebastien	FRA	+0.561	+0.197	
				200m Time:	10.190	10.184
				Average Speed km/h:	70.658	70.699
<b>Heat 3</b>						
1	77	YAKOVLEV Mikhail	ISR	Winner	Winner	Q
2	93	LENDEL Vasilijus	LTU	+0.120	+0.065	
				200m Time:	10.185	9.996
				Average Speed km/h:	70.692	72.029
<b>Heat 4</b>						
1	98	HOOGLAND Jeffrey	NED	Winner	Winner	Q
2	38	HELAL Rayan	FRA	+0.038	+0.050	

**Progression rule:**

The winner of each heat qualifies to the Semifinals.

**LEGEND**

Q Qualified

Men's Sprint / Vitesse hommes  
Quarterfinals / Quart de finales  
Start List / Liste de départ

Fri 12 Jan 2024 - Race distance: 3 laps

Race Number	Name	NAT	Race 1	Race 2	Decider
<b>Heat 1</b>					
		200m Time:			
		Average Speed km/h:			
101	LAVREYSEN Harrie	NED			
64	TURNBULL Hamish	GBR			
<b>Heat 2</b>					
		200m Time:			
		Average Speed km/h:			
113	RUDYK Mateusz	POL			
43	VIGIER Sebastien	FRA			
<b>Heat 3</b>					
		200m Time:			
		Average Speed km/h:			
77	YAKOVLEV Mikhail	ISR			
93	LENDEL Vasilijus	LTU			
<b>Heat 4</b>					
		200m Time:			
		Average Speed km/h:			
98	HOOGLAND Jeffrey	NED			
38	HELAL Rayan	FRA			

**Progression rule:**

The winner of each heat qualifies to the Semifinals.

Men's Sprint / Vitesse hommes  
1/8 Finals / 1/8 de finale  
Results / Résultats

Fri 12 Jan 2024 - Race distance: 3 laps

Rank	Race Number	Name	NAT		
			200m Time:		10.006
			Average Speed km/h:		71.957
<b>Heat 1</b>					
1	101	LAVREYSEN Harrie	NED	<b>Winner</b>	Q
2	21	TOPINKA Dominik	CZE	+0.087	
			200m Time:		10.323
			Average Speed km/h:		69.747
<b>Heat 2</b>					
1	113	RUDYK Mateusz	POL	<b>Winner</b>	Q
2	128	MARTINEZ CHORRO Alejandro	ESP	+0.858	
			200m Time:		9.972
			Average Speed km/h:		72.202
<b>Heat 3</b>					
1	77	YAKOVLEV Mikhail	ISR	<b>Winner</b>	Q
2	87	MORO Stefano	ITA	+1.257	
			200m Time:		10.508
			Average Speed km/h:		68.519
<b>Heat 4</b>					
1	98	HOOGLAND Jeffrey	NED	<b>Winner</b>	Q
2	53	SPIEGEL Luca	GER	+0.249	
			200m Time:		10.322
			Average Speed km/h:		69.754
<b>Heat 5</b>					
1	38	HELAL Rayan	FRA	<b>Winner</b>	Q
2	46	DORNBACH Maximilian	GER	+0.236	
			200m Time:		10.436
			Average Speed km/h:		68.992
<b>Heat 6</b>					
1	93	LENDEL Vasilijus	LTU	<b>Winner</b>	Q
2	23	CECHMAN Martin	CZE	+0.000	
			200m Time:		10.344
			Average Speed km/h:		69.606
<b>Heat 7</b>					
1	43	VIGIER Sebastien	FRA	<b>Winner</b>	Q
2	56	CARLIN Jack	GBR	+0.022	
			200m Time:		10.256
			Average Speed km/h:		70.203
<b>Heat 8</b>					
1	64	TURNBULL Hamish	GBR	<b>Winner</b>	Q
2	73	SZALONTAY Sandor	HUN	+0.083	

**Progression rule:**

The winner of each heat qualifies to the Quarterfinals.

Men's Sprint / Vitesse hommes  
1/8 Finals / 1/8 de finale  
Results / Résultats

Fri 12 Jan 2024 - Race distance: 3 laps

Rank	Race Number	Name	NAT
------	-------------	------	-----

**Note:**  
The average speed is taken over the last 200m.

**LEGEND**  
Q Qualified





**Men's Sprint / Vitesse hommes**  
**1/8 Finals / 1/8 de finale**  
**Start List / Liste de départ**

Fri 12 Jan 2024 - Race distance: 3 laps

Race Number	Name	NAT	200m Time:	Average Speed km/h:
<b>Heat 1</b>				
101	LAVREYSEN Harrie	NED		
21	TOPINKA Dominik	CZE		
<b>Heat 2</b>				
113	RUDYK Mateusz	POL		
128	MARTINEZ CHORRO Alejandro	ESP		
<b>Heat 3</b>				
77	YAKOVLEV Mikhail	ISR		
87	MORO Stefano	ITA		
<b>Heat 4</b>				
98	HOOGLAND Jeffrey	NED		
53	SPIEGEL Luca	GER		
<b>Heat 5</b>				
38	HELAL Rayan	FRA		
46	DORNBACH Maximilian	GER		
<b>Heat 6</b>				
23	CECHMAN Martin	CZE		
93	LENDEL Vasilijus	LTU		
<b>Heat 7</b>				
43	VIGIER Sebastien	FRA		
56	CARLIN Jack	GBR		
<b>Heat 8</b>				
73	SZALONTAY Sandor	HUN		
64	TURNBULL Hamish	GBR		

**Progression rule:**

The winner of each heat qualifies to the Quarterfinals.

Men's Sprint / Vitesse hommes  
1/16 Finals / 1/16 de finale  
Results / Résultats

Fri 12 Jan 2024 - Race distance: 3 laps

Rank	Race Number	Name	NAT		
			200m Time:		10.709
			Average Speed km/h:		67.233
<b>Heat 1</b>					
1	38	HELAL Rayan	FRA	<b>Winner</b>	Q
2	135	ERIKSSON Christoffer	SWE	+0.385	
			200m Time:		12.302
			Average Speed km/h:		58.527
<b>Heat 2</b>					
1	23	CECHMAN Martin	CZE	<b>Winner</b>	Q
2	123	ŽALAR Eduard	SLO	+2.278	
			200m Time:		10.747
			Average Speed km/h:		66.995
<b>Heat 3</b>					
1	43	VIGIER Sebastien	FRA	<b>Winner</b>	Q
2	68	CHAROVAS Miltiadis	GRE	+0.108	
			200m Time:		10.586
			Average Speed km/h:		68.014
<b>Heat 4</b>					
1	73	SZALONTAY Sandor	HUN	<b>Winner</b>	Q
2	145	DANYLCHUK Bohdan	UKR	+0.106	
			200m Time:		10.325
			Average Speed km/h:		69.734
<b>Heat 5</b>					
1	64	TURNBULL Hamish	GBR	<b>Winner</b>	Q
2	10	MERTENS Tjorven	BEL	+0.142	
			200m Time:		10.308
			Average Speed km/h:		69.849
<b>Heat 6</b>					
1	56	CARLIN Jack	GBR	<b>Winner</b>	Q
2	72	LOVASSY Patrik Romeo	HUN	+0.470	
			200m Time:		10.441
			Average Speed km/h:		68.959
<b>Heat 7</b>					
1	93	LENDEL Vasilijus	LTU	<b>Winner</b>	Q
2	146	DENYSENKO Vladyslav	UKR	+0.000	
			200m Time:		10.317
			Average Speed km/h:		69.788
<b>Heat 8</b>					
1	46	DORNBACH Maximilian	GER	<b>Winner</b>	Q
2	5	de SCHRIJVER Runar	BEL	+0.042	
			200m Time:		10.396
			Average Speed km/h:		69.257
<b>Heat 9</b>					
1	53	SPIEGEL Luca	GER	<b>Winner</b>	Q
2	131	MORENO SANCHEZ Jose	ESP	+0.037	

Men's Sprint / Vitesse hommes  
1/16 Finals / 1/16 de finale  
Results / Résultats

Fri 12 Jan 2024 - Race distance: 3 laps

Rank	Race Number	Name	NAT		
<b>Heat 10</b>					
			200m Time:	10.487	
			Average Speed km/h:	68.656	
1	87	MORO Stefano	ITA	<b>Winner</b>	Q
2	109	BIELECKI Maciej	POL	+0.045	
<b>Heat 11</b>					
			200m Time:	10.576	
			Average Speed km/h:	68.079	
1	128	MARTINEZ CHORRO Alejandro	ESP	<b>Winner</b>	Q
2	70	LIVANOS Konstantinos	GRE	+22:35.67	
<b>Heat 12</b>					
			200m Time:	10.586	
			Average Speed km/h:	68.014	
1	21	TOPINKA Dominik	CZE	<b>Winner</b>	Q
2	89	PREDOMO Mattia	ITA	+0.783	

**Progression rule:**

The winner of each heat qualifies to the 1/8 Finals.

**Note:**

The average speed is taken over the last 200m.

**LEGEND**

Q Qualified

**Men's Sprint / Vitesse hommes**  
**1/16 Finals / 1/16 de finale**  
**Start List / Liste de départ**

Fri 12 Jan 2024 - Race distance: 3 laps

Race Number	Name	NAT	200m Time:	Average Speed km/h:
<b>Heat 1</b>				
38	HELAL Rayan	FRA		
135	ERIKSSON Christoffer	SWE		
<b>Heat 2</b>				
23	CECHMAN Martin	CZE		
123	ŽALAR Eduard	SLO		
<b>Heat 3</b>				
43	VIGIER Sebastien	FRA		
68	CHAROVAS Miltiadis	GRE		
<b>Heat 4</b>				
73	SZALONTAY Sandor	HUN		
145	DANYLCHUK Bohdan	UKR		
<b>Heat 5</b>				
64	TURNBULL Hamish	GBR		
10	MERTENS Tjorven	BEL		
<b>Heat 6</b>				
56	CARLIN Jack	GBR		
72	LOVASSY Patrik Romeo	HUN		
<b>Heat 7</b>				
93	LENDEL Vasilijus	LTU		
146	DENYSENKO Vladyslav	UKR		
<b>Heat 8</b>				
46	DORNBACH Maximilian	GER		
5	de SCHRIJVER Runar	BEL		
<b>Heat 9</b>				
53	SPIEGEL Luca	GER		
131	MORENO SANCHEZ Jose	ESP		
<b>Heat 10</b>				
87	MORO Stefano	ITA		

**Men's Sprint / Vitesse hommes**  
**1/16 Finals / 1/16 de finale**  
**Start List / Liste de départ**

Fri 12 Jan 2024 - Race distance: 3 laps

Race Number	Name	NAT
109	BIELECKI Maciej	POL
		200m Time: Average Speed km/h:
<b>Heat 11</b>		
128	MARTINEZ CHORRO Alejandro	ESP
70	LIVANOS Konstantinos	GRE
		200m Time: Average Speed km/h:
<b>Heat 12</b>		
21	TOPINKA Dominik	CZE
89	PREDOMO Mattia	ITA

**Progression rule:**

The winner of each heat qualifies to the 1/8 Finals.

Men's Sprint / Vitesse hommes  
Qualifying / Qualifications  
Results / Résultats

Fri 12 Jan 2024 - Race distance: 200m flying start (3.5 laps)

World Record 9.100 NICHOLAS Paul TTO Cochabamba (BOL) 4 SEP 2019

Rank	Race Number	Name	NAT	100m	Time 100-200	Average Speed km/h	
1	101	LAVREYSEN Harrie	NED	4.658 (1)	9.366 4.708 (1)	76.874	Q
2	113	RUDYK Mateusz	POL	4.766 (3)	9.584 4.818 (2)	75.125	Q
3	77	YAKOVLEV Mikhail	ISR	4.730 (2)	9.584 4.854 (4)	75.125	Q
4	98	HOOGLAND Jeffrey	NED	4.794 (4)	9.639 4.845 (3)	74.697	Q
5	38	HELAL Rayan	FRA	4.827 (6)	9.706 4.879 (5)	74.181	Q
6	23	CECHMAN Martin	CZE	4.826 (5)	9.722 4.896 (6)	74.059	Q
7	43	VIGIER Sebastien	FRA	4.829 (7)	9.769 4.940 (10)	73.703	Q
8	73	SZALONTAY Sandor	HUN	4.848 (11)	9.773 4.925 (7)	73.672	Q
9	64	TURNBULL Hamish	GBR	4.838 (9)	9.774 4.936 (8)	73.665	Q
10	56	CARLIN Jack	GBR	4.837 (8)	9.776 4.939 (9)	73.650	Q
11	93	LENDEL Vasilijus	LTU	4.838 (9)	9.782 4.944 (11)	73.605	Q
12	46	DORNBACH Maximilian	GER	4.901 (13)	9.862 4.961 (12)	73.008	Q
13	53	SPIEGEL Luca	GER	4.889 (12)	9.878 4.989 (13)	72.889	Q
14	87	MORO Stefano	ITA	4.918 (15)	9.942 5.024 (15)	72.420	Q
15	128	MARTINEZ CHORRO Alejandro	ESP	4.913 (14)	9.944 5.031 (16)	72.405	Q
16	21	TOPINKA Dominik	CZE	4.926 (16)	9.967 5.041 (17)	72.238	Q
17	89	PREDOMO Mattia	ITA	4.966 (20)	9.983 5.017 (14)	72.123	Q
18	70	LIVANOS Konstantinos	GRE	4.964 (18)	10.014 5.050 (18)	71.899	Q
19	109	BIELECKI Maciej	POL	4.964 (18)	10.028 5.064 (20)	71.799	Q

www.uec.ch

Report Created FRI 12 JAN 2024 13:35

Page 1/2



Men's Sprint / Vitesse hommes  
Qualifying / Qualifications  
Results / Résultats

Fri 12 Jan 2024 - Race distance: 200m flying start (3.5 laps)

Rank	Race Number	Name	NAT	100m	Time 100-200	Average Speed km/h	
20	131	MORENO SANCHEZ Jose	ESP	4.980 (21)	10.034 5.054 (19)	71.756	Q
21	5	de SCHRIJVER Runar	BEL	4.954 (17)	10.074 5.120 (21)	71.471	Q
22	146	DENYSENKO Vladyslav	UKR	5.044 (22)	10.214 5.170 (22)	70.491	Q
23	72	LOVASSY Patrik Romeo	HUN	5.140 (23)	10.428 5.288 (24)	69.045	Q
24	10	MERTENS Tjorven	BEL	5.147 (24)	10.429 5.282 (23)	69.038	Q
25	145	DANYLCHUK Bohdan	UKR	5.202 (25)	10.521 5.319 (25)	68.435	Q
26	68	CHAROVAS Miltiadis	GRE	5.215 (26)	10.591 5.376 (26)	67.982	Q
27	123	ŽALAR Eduard	SLO	5.444 (27)	10.938 5.494 (27)	65.826	Q
28	135	ERIKSSON Christoffer	SWE	5.530 (28)	11.217 5.687 (28)	64.188	Q

**Progression rule:**

Top 4 riders qualify for 1/8 Finals. 5th to 28th places qualify for 1/16 Finals.

**LEGEND**

Q Qualified

Men's Sprint / Vitesse hommes  
Qualifying / Qualifications  
Start List / Liste de départ

Fri 12 Jan 2024 - Race distance: 200m flying start (3.5 laps)

World Record	9.100 NICHOLAS Paul	TTO Cochabamba (BOL)	4 SEP 2019
--------------	---------------------	----------------------	------------

Heat	Race Number	Name	NAT	Time
1	135	ERIKSSON Christoffer	SWE	_____
2	10	MERTENS Tjorven	BEL	_____
3	123	ŽALAR Eduard	SLO	_____
4	72	LOVASSY Patrik Romeo	HUN	_____
5	70	LIVANOS Konstantinos	GRE	_____
6	5	de SCHRIJVER Runar	BEL	_____
7	68	CHAROVAS Miltiadis	GRE	_____
8	131	MORENO SANCHEZ Jose	ESP	_____
9	146	DENYSENKO Vladyslav	UKR	_____
10	109	BIELECKI Maciej	POL	_____
11	145	DANYLCHUK Bohdan	UKR	_____
12	53	SPIEGEL Luca	GER	_____
13	87	MORO Stefano	ITA	_____
14	21	TOPINKA Dominik	CZE	_____
15	64	TURNBULL Hamish	GBR	_____
16	23	CECHMAN Martin	CZE	_____
17	128	MARTINEZ CHORRO Alejandro	ESP	_____
18	89	PREDOMO Mattia	ITA	_____
19	98	HOGLAND Jeffrey	NED	_____
20	73	SZALONTAY Sandor	HUN	_____
21	38	HELAL Rayan	FRA	_____
22	43	VIGIER Sebastien	FRA	_____
23	46	DORNBACH Maximilian	GER	_____
24	56	CARLIN Jack	GBR	_____
25	93	LENDEL Vasilijus	LTU	_____
26	77	YAKOVLEV Mikhail	ISR	_____
27	113	RUDYK Mateusz	POL	_____
28	101	LAVREYSEN Harrie	NED	_____

**Progression rule:**

Top 4 riders qualify for 1/8 Finals. 5th to 28th places qualify for 1/16 Finals.



Men's Keirin / Keirin hommes

Final Classification / Classement final

Sun 14 Jan 2024 - Race distance: 6 laps

Rank	Race Number	Name	NAT	Time Behind
------	-------------	------	-----	-------------

**For Gold**

200m Time: 9.831  
Average Speed km/h: 73.238

GOLD	101	LAVREYSEN Harrie	NED	
SILVER	113	RUDYK Mateusz	POL	+0.528
BRONZE	87	MORO Stefano	ITA	+0.602
4	64	TURNBULL Hamish	GBR	+0.850
5	43	VIGIER Sebastien	FRA	+1.060
6	23	CECHMAN Martin	CZE	+1.136

**For Places 7-12**

200m Time: 10.369  
Average Speed km/h: 69.438

7	56	CARLIN Jack	GBR	
8	46	DORNBACH Maximilian	GER	
9	98	HOOGLAND Jeffrey	NED	+0.121
10	114	SARNECKI Rafal	POL	+0.130
11	77	YAKOVLEV Mikhail	ISR	+0.335
12	93	LENDEL Vasilijus	LTU	+0.604

**Did not qualify for Second Round**

13	21	TOPINKA Dominik	CZE	
13	70	LIVANOS Konstantinos	GRE	
13	89	PREDOMO Mattia	ITA	
13	146	DENYSENKO Vladyslav	UKR	
17	49	JURCZYK Marc	GER	
17	69	KALOGEROPOULOS Ioannis	GRE	
17	128	MARTINEZ CHORRO Alejandro	ESP	
17	131	MORENO SANCHEZ Jose	ESP	
21	5	de SCHRIJVER Runar	BEL	
21	10	MERTENS Tjorven	BEL	
21	39	LANDERNEAU Melvin	FRA	
21	72	LOVASSY Patrik Romeo	HUN	
25	73	SZALONTAY Sandor	HUN	
25	123	ŽALAR Eduard	SLO	
25	135	ERIKSSON Christoffer	SWE	
25	145	DANYLCHUK Bohdan	UKR	

Men's Keirin / Keirin hommes  
Finals / Finales  
Start List / Liste de départ

Sun 14 Jan 2024 - Race distance: 6 laps

Race Number	Name	NAT
-------------	------	-----

**For Places 7-12**

46	DORNBACH Maximilian	GER
56	CARLIN Jack	GBR
77	YAKOVLEV Mikhail	ISR
93	LENDEL Vasilijus	LTU
98	HOOGLAND Jeffrey	NED
114	SARNECKI Rafal	POL

**For Gold**

23	CECHMAN Martin	CZE
43	VIGIER Sebastien	FRA
64	TURNBULL Hamish	GBR
87	MORO Stefano	ITA
101	LAVREYSEN Harrie	NED
113	RUDYK Mateusz	POL

Men's Keirin / Keirin hommes  
Second Round / Deuxième tour  
Results / Résultats

Sun 14 Jan 2024 - Race distance: 6 laps

Rank	Race Number	Name	NAT	Time Behind
				200m Time: 9.695
				Average Speed km/h: 74.265
<b>Heat 1</b>				
1	101	LAVREYSEN Harrie	NED	Q
2	113	RUDYK Mateusz	POL	Q
3	87	MORO Stefano	ITA	+58:04.63 Q
4	56	CARLIN Jack	GBR	+58:04.64
5	77	YAKOVLEV Mikhail	ISR	+58:04.72
6	46	DORNBACH Maximilian	GER	+58:04.84
				8
				200m Time: 10.347
				Average Speed km/h: 69.585
<b>Heat 2</b>				
1	43	VIGIER Sebastien	FRA	Q
2	64	TURNBULL Hamish	GBR	+0.004 Q
3	23	CECHMAN Martin	CZE	+0.049 Q
4	98	HOOGLAND Jeffrey	NED	+0.074
5	114	SARNECKI Rafal	POL	+0.139
6	93	LENDEL Vasilijus	LTU	+3.092

**Progression rule:**

The first three riders in each heat qualify to final for gold, all other riders advance to the final for places 7-12.

**LEGEND**

Q Qualified

Men's Keirin / Keirin hommes  
Second Round / Deuxième tour  
Start List / Liste de départ

Sun 14 Jan 2024 - Race distance: 6 laps

Race Number	Name	NAT
<b>Heat 1</b>		
46	DORNBACH Maximilian	GER
56	CARLIN Jack	GBR
77	YAKOVLEV Mikhail	ISR
87	MORO Stefano	ITA
101	LAVREYSEN Harrie	NED
113	RUDYK Mateusz	POL
<b>Heat 2</b>		
23	CECHMAN Martin	CZE
43	VIGIER Sebastien	FRA
64	TURNBULL Hamish	GBR
93	LENDEL Vasilijus	LTU
98	HOOGLAND Jeffrey	NED
114	SARNECKI Rafal	POL

**Progression rule:**

The first three riders in each heat qualify to final for gold, all other riders advance to the final for places 7-12.

Men's Keirin / Keirin hommes  
First Round Repechage / Repêchage premier tour  
Results / Résultats

Sun 14 Jan 2024 - Race distance: 6 laps

Rank	Race Number	Name	NAT	Time Behind
				200m Time: 10.458
				Average Speed km/h: 68.847
<b>Heat 1</b>				
1	113	RUDYK Mateusz	POL	Q
2	89	PREDOMO Mattia	ITA	
3	131	MORENO SANCHEZ Jose	ESP	+0.120
4	5	de SCHRIJVER Runar	BEL	+0.175
5	73	SZALONTAY Sandor	HUN	+1.232
				200m Time: 10.232
				Average Speed km/h: 70.367
<b>Heat 2</b>				
1	64	TURNBULL Hamish	GBR	Q
2	70	LIVANOS Konstantinos	GRE	+0.065
3	128	MARTINEZ CHORRO Alejandro	ESP	+0.314
4	10	MERTENS Tjorven	BEL	+0.368
5	145	DANYLCHUK Bohdan	UKR	+1.687
				200m Time: 10.532
				Average Speed km/h: 68.363
<b>Heat 3</b>				
1	87	MORO Stefano	ITA	Q
2	21	TOPINKA Dominik	CZE	+0.106
3	69	KALOGEROPOULOS Ioannis	GRE	+0.224
4	39	LANDERNEAU Melvin	FRA	+0.263
5	123	ŽALAR Eduard	SLO	+1.020
				200m Time: 10.147
				Average Speed km/h: 70.957
<b>Heat 4</b>				
1	114	SARNECKI Rafal	POL	Q
2	146	DENYSENKO Vladyslav	UKR	+0.976
3	49	JURCZYK Marc	GER	+1.094
4	72	LOVASSY Patrik Romeo	HUN	+1.145
5	135	ERIKSSON Christoffer	SWE	+1.211

**Progression rule:**

The first rider in each heat qualify to 2nd Round.

**LEGEND**

Q Qualified

**Men's Keirin / Keirin hommes**  
**First Round Repechage / Repêchage premier tour**  
**Start List / Liste de départ**

Sun 14 Jan 2024 - Race distance: 6 laps

Race Number	Name	NAT
<b>Heat 1</b>		
5	de SCHRIJVER Runar	BEL
73	SZALONTAY Sandor	HUN
89	PREDOMO Mattia	ITA
113	RUDYK Mateusz	POL
131	MORENO SANCHEZ Jose	ESP
<b>Heat 2</b>		
10	MERTENS Tjorven	BEL
64	TURNBULL Hamish	GBR
70	LIVANOS Konstantinos	GRE
128	MARTINEZ CHORRO Alejandro	ESP
145	DANYLCHUK Bohdan	UKR
<b>Heat 3</b>		
21	TOPINKA Dominik	CZE
39	LANDERNEAU Melvin	FRA
69	KALOGEROPOULOS Ioannis	GRE
87	MORO Stefano	ITA
123	ŽALAR Eduard	SLO
<b>Heat 4</b>		
49	JURCZYK Marc	GER
72	LOVASSY Patrik Romeo	HUN
114	SARNECKI Rafal	POL
135	ERIKSSON Christoffer	SWE
146	DENYSENKO Vladyslav	UKR

**Progression rule:**

The first rider in each heat qualify to 2nd Round.

Men's Keirin / Keirin hommes  
First Round / Premier tour  
Results / Résultats

Sun 14 Jan 2024 - Race distance: 6 laps

Rank	Race Number	Name	NAT	Time Behind
				200m Time: 9.843
				Average Speed km/h: 73.148
<b>Heat 1</b>				
1	101	LAVREYSEN Harrie	NED	Q
2	43	VIGIER Sebastien	FRA	+0.233 Q
3	113	RUDYK Mateusz	POL	+0.249
4	72	LOVASSY Patrik Romeo	HUN	+0.394
5	87	MORO Stefano	ITA	+0.407
6	70	LIVANOS Konstantinos	GRE	+0.488
7	145	DANYLCHUK Bohdan	UKR	+2.051
				200m Time: 10.279
				Average Speed km/h: 70.046
<b>Heat 2</b>				
1	23	CECHMAN Martin	CZE	Q
2	77	YAKOVLEV Mikhail	ISR	+0.007 Q
3	64	TURNBULL Hamish	GBR	+0.127
4	39	LANDERNEAU Melvin	FRA	+0.348
5	128	MARTINEZ CHORRO Alejandro	ESP	+0.408
6	5	de SCHRIJVER Runar	BEL	+0.426
7	135	ERIKSSON Christoffer	SWE	+0.854
				200m Time: 10.498
				Average Speed km/h: 68.584
<b>Heat 3</b>				
1	98	HOOGLAND Jeffrey	NED	Q
2	56	CARLIN Jack	GBR	+0.029 Q
3	21	TOPINKA Dominik	CZE	+0.037
4	10	MERTENS Tjorven	BEL	+0.216
5	73	SZALONTAY Sandor	HUN	+0.362
6	49	JURCZYK Marc	GER	+0.867
7	69	KALOGEROPOULOS Ioannis	GRE	+5.777
				200m Time: 10.319
				Average Speed km/h: 69.774
<b>Heat 4</b>				
1	46	DORNBACH Maximilian	GER	Q
2	93	LENDEL Vasilijus	LTU	+0.057 Q
3	114	SARNECKI Rafal	POL	+0.110
4	89	PREDOMO Mattia	ITA	+0.155
5	146	DENYSENKO Vladyslav	UKR	+0.438
6	123	ŽALAR Eduard	SLO	+1.957
7	131	MORENO SANCHEZ Jose	ESP	+2.699

www.uec.ch

Report Created SUN 14 JAN 2024 10:01

Page 1/2



Men's Keirin / Keirin hommes  
First Round / Premier tour  
Results / Résultats

Sun 14 Jan 2024 - Race distance: 6 laps

Rank	Race Number	Name	NAT	Time Behind
------	-------------	------	-----	-------------

**Progression rule:**

The first two riders in each heat qualify to the Second round, all other riders advance to the repechages.

**LEGEND**

Q Qualified





**Men's Keirin / Keirin hommes**  
**First Round / Premier tour**  
**Start List / Liste de départ**

Sun 14 Jan 2024 - Race distance: 6 laps

Race Number	Name	NAT
<b>Heat 1</b>		
43	VIGIER Sebastien	FRA
70	LIVANOS Konstantinos	GRE
72	LOVASSY Patrik Romeo	HUN
87	MORO Stefano	ITA
101	LAVREYSEN Harrie	NED
113	RUDYK Mateusz	POL
145	DANYLCHUK Bohdan	UKR
<b>Heat 2</b>		
5	de SCHRIJVER Runar	BEL
23	CECHMAN Martin	CZE
39	LANDERNEAU Melvin	FRA
64	TURNBULL Hamish	GBR
77	YAKOVLEV Mikhail	ISR
128	MARTINEZ CHORRO Alejandro	ESP
135	ERIKSSON Christoffer	SWE
<b>Heat 3</b>		
10	MERTENS Tjorven	BEL
21	TOPINKA Dominik	CZE
49	JURCZYK Marc	GER
56	CARLIN Jack	GBR
69	KALOGEROPOULOS Ioannis	GRE
73	SZALONTAY Sandor	HUN
98	HOOGLAND Jeffrey	NED
<b>Heat 4</b>		
46	DORNBACH Maximilian	GER
89	PREDOMO Mattia	ITA
93	LENDEL Vasilijus	LTU
114	SARNECKI Rafal	POL
123	ŽALAR Eduard	SLO
131	MORENO SANCHEZ Jose	ESP
146	DENYSENKO Vladyslav	UKR

**Progression rule:**

The first two riders in each heat qualify to the Second round, all other riders advance to the repechages.

www.uec.ch

Report Created SAT 13 JAN 2024 16:14

Page 1/1

**ALE**® **vittoria**®  
UEC Official Suppliers

Institutional Partners



Partners



Local Organising Committee



Men's 1Km Time Trial / 1Km Contre la montre hommes

Final Classification / Classement final

Thu 11 Jan 2024

<b>World Record</b>	55.433 HOOGLAND Jeffrey	NED Aguascalientes (MEX)	31 OCT 2023
---------------------	-------------------------	--------------------------	-------------

Rank	Race Number	Name	NAT	250m	500m 250-500	750m 500-750	Time 750-1000	Average Speed km/h
GOLD	1	79 BIANCHI Matteo	ITA	18.478 (1)	31.607 (1) 13.129 (2)	45.359 (1) 13.752 (6)	<b>1:00.272</b> 14.913 (4)	59.729
SILVER	2	100 KOOL Daan	NED	18.515 (2)	31.756 (2) 13.241 (5)	45.491 (2) 13.735 (4)	<b>1:00.414</b> 14.923 (5)	59.589
BRONZE	3	39 LANDERNEAU Melvin	FRA	18.811 (5)	31.938 (4) 13.127 (1)	45.587 (4) 13.649 (1)	<b>1:00.472</b> 14.885 (3)	59.532
	4	63 TRUMAN Joseph	GBR	18.765 (4)	31.947 (5) 13.182 (4)	45.685 (5) 13.738 (5)	<b>1:00.509</b> 14.824 (2)	59.495
	5	46 DORNBACH Maximilian	GER	18.965 (6)	32.353 (6) 13.388 (6)	46.026 (6) 13.673 (3)	<b>1:00.675</b> 14.649 (1)	59.333
	6	128 MARTINEZ CHORRO Alejandro	ESP	18.730 (3)	31.871 (3) 13.141 (3)	45.538 (3) 13.667 (2)	<b>1:00.774</b> 15.236 (8)	59.236
	7	104 van LOON Tijmen	NED	19.042 (7)	32.639 (7) 13.597 (7)	46.746 (7) 14.107 (8)	<b>1:01.776</b> 15.030 (7)	58.275
	8	49 JURCZYK Marc	GER	19.516 (8)	33.179 (8) 13.663 (8)	47.245 (8) 14.066 (7)	<b>1:02.235</b> 14.990 (6)	57.845
	9	19 MALAŠEK Jakub	CZE					
	10	127 JIMENEZ ELIZONDO Ekain	ESP					
	11	17 HYTYCH Mat J	CZE					
	12	108 BEDNAREK Elias	POL					
	13	83 GALLI Niccolo	ITA					
	14	29 MADSEN Rodenberg Frederik	DEN					
	15	117 CAIXAS Rodrigo	POR					
	16	135 ERIKSSON Christoffer	SWE					

www.uec.ch

Report Created THU 11 JAN 2024 19:57

Page 1/2



Men's 1Km Time Trial / 1Km Contre la montre hommes

Final Classification / Classement final

Thu 11 Jan 2024

Rank	Race Number	Name	NAT	250m	500m 250-500	750m 500-750	Time 750-1000	Average Speed km/h
17	123	ŽALAR Eduard	SLO					
18	150	VARHARAKYN Valentyn	UKR					

10-14 January 2024

Men's 1Km Time Trial / 1Km Contre la montre hommes  
Final / Finale  
Race Analysis / Analyse de la course

Heat 1					Heat 2				
104 van LOON Tijmen -					49 JURCZYK Marc -				
Distance	Time	Rank	Lap Time	Lap	Distance	Time	Rank	Lap Time	
125m	11.914	7			125m	12.250	8		
250m	19.042	7	19.042	1	250m	19.516	8	19.516	
375m	25.840	7			375m	26.371	8		
500m	32.639	7	13.597	2	500m	33.179	8	13.663	
625m	39.592	7			625m	40.119	8		
750m	46.746	7	14.107	3	750m	47.245	8	14.066	
875m	54.119	7			875m	54.651	8		
1000m	1:01.776	7	15.030	4	1000m	1:02.235	8	14.990	

Heat 3					Heat 4				
128 MARTINEZ CHORRO Alejandro -					39 LANDERNEAU Melvin -				
Distance	Time	Rank	Lap Time	Lap	Distance	Time	Rank	Lap Time	
125m	11.633	3			125m	11.823	5		
250m	18.730	3	18.730	1	250m	18.811	5	18.811	
375m	25.325	4			375m	25.380	5		
500m	31.871	3	13.141	2	500m	31.938	4	13.127	
625m	38.566	3			625m	38.654	4		
750m	45.538	3	13.667	3	750m	45.587	4	13.649	
875m	52.912	4			875m	52.838	3		
1000m	1:00.774	6	15.236	4	1000m	1:00.472	3	14.885	

Heat 5					Heat 6				
100 KOOL Daan -					46 DORNBACH Maximilian -				
Distance	Time	Rank	Lap Time	Lap	Distance	Time	Rank	Lap Time	
125m	11.545	2			125m	11.849	6		
250m	18.515	2	18.515	1	250m	18.965	6	18.965	
375m	25.147	2			375m	25.711	6		
500m	31.756	2	13.241	2	500m	32.353	6	13.388	
625m	38.496	2			625m	39.092	6		
750m	45.491	2	13.735	3	750m	46.026	6	13.673	
875m	52.808	2			875m	53.216	6		
1000m	1:00.414	2	14.923	4	1000m	1:00.675	5	14.649	

Heat 7					Heat 8				
63 TRUMAN Joseph -					79 BIANCHI Matteo -				
Distance	Time	Rank	Lap Time	Lap	Distance	Time	Rank	Lap Time	
125m	11.735	4			125m	11.503	1		
250m	18.765	4	18.765	1	250m	18.478	1	18.478	
375m	25.310	3			375m	25.039	1		
500m	31.947	5	13.182	2	500m	31.607	1	13.129	
625m	38.738	5			625m	38.356	1		
750m	45.685	5	13.738	3	750m	45.359	1	13.752	
875m	52.969	5			875m	52.653	1		
1000m	1:00.509	4	14.824	4	1000m	1:00.272	1	14.913	

www.uec.ch

Report Created THU 11 JAN 2024 19:57

Page 1/1



Institutional Partners



Partners



Local Organising Committee



10-14 January 2024

Men's 1Km Time Trial / 1Km Contre la montre hommes  
Final / Finale  
Start List / Liste de départ

Thu 11 Jan 2024 - Race distance: 1000m

World Record	55.433 HOOGLAND Jeffrey	NED	Aguascalientes (MEX)	31 OCT 2023
--------------	-------------------------	-----	----------------------	-------------

Order	Race Number	Name	NAT	Time
1	104	van LOON Tijmen	NED	_____
2	49	JURCZYK Marc	GER	_____
3	128	MARTINEZ CHORRO Alejandro	ESP	_____
4	39	LANDERNEAU Melvin	FRA	_____
5	100	KOOL Daan	NED	_____
6	46	DORNBACH Maximilian	GER	_____
7	63	TRUMAN Joseph	GBR	_____
8	79	BIANCHI Matteo	ITA	_____

www.uec.ch

Report Created THU 11 JAN 2024 14:55

Page 1/1

**ALE** **vittoria**  
UEC Official Suppliers

Institutional Partners



Partners



Local Organising Committee



**Men's 1Km Time Trial / 1Km Contre la montre hommes**  
**Qualifying / Qualifications**  
**Race Analysis / Analyse de la course**

**Heat 1**

135 ERIKSSON Christoffer -				Lap	29 MADSEN Rodenberg Frederik -			
Distance	Time	Rank	Lap Time		Distance	Time	Rank	Lap Time
125m	12.636	15			125m	13.421	18	
250m	20.040	15	20.040	1	250m	21.355	18	21.355
375m	27.091	14			375m	28.607	18	
500m	34.191	14	14.151	2	500m	35.603	18	14.248
625m	41.468	14			625m	42.465	16	
750m	48.993	14	14.802	3	750m	49.354	16	13.751
875m	56.909	16			875m	56.377	14	
1000m	1:05.218	16	16.225	4	1000m	1:03.550	14	14.196

**Heat 2**

83 GALLI Niccolo -				Lap	150 VARHARAKYN Valentyn -			
Distance	Time	Rank	Lap Time		Distance	Time	Rank	Lap Time
125m	12.464	14			125m	12.237	12	
250m	19.927	13	19.927	1	250m	19.938	14	19.938
375m	26.995	13			375m	27.457	15	
500m	33.845	13	13.918	2	500m	35.025	16	15.087
625m	40.767	13			625m	42.673	17	
750m	47.701	13	13.856	3	750m	50.441	18	15.416
875m	54.854	13			875m	58.409	18	
1000m	1:02.132	13	14.431	4	1000m	1:06.664	18	16.223

**Heat 3**

108 BEDNAREK Elias -				Lap	104 van LOON Tijmen -			
Distance	Time	Rank	Lap Time		Distance	Time	Rank	Lap Time
125m	12.445	13			125m	11.772	6	
250m	19.585	12	19.585	1	250m	18.766	5	18.766
375m	26.258	12			375m	25.426	5	
500m	32.869	11	13.284	2	500m	32.146	5	13.380
625m	39.621	10			625m	39.042	7	
750m	46.767	11	13.898	3	750m	46.233	7	14.087
875m	54.219	11			875m	53.780	7	
1000m	1:02.031	12	15.264	4	1000m	1:01.659	8	15.426

**Heat 4**

19 MALAŠEK Jakub -				Lap	117 CAIXAS Rodrigo -			
Distance	Time	Rank	Lap Time		Distance	Time	Rank	Lap Time
125m	12.048	9			125m	12.941	16	
250m	19.197	9	19.197	1	250m	20.585	16	20.585
375m	25.936	9			375m	27.820	16	
500m	32.728	9	13.531	2	500m	34.964	15	14.379
625m	39.647	11			625m	42.067	15	
750m	46.733	10	14.005	3	750m	49.200	15	14.236
875m	54.063	9			875m	56.462	15	
1000m	1:01.670	9	14.937	4	1000m	1:03.896	15	14.696

**Men's 1Km Time Trial / 1Km Contre la montre hommes**  
**Qualifying / Qualifications**  
**Race Analysis / Analyse de la course**

**Heat 5**

100 KOOL Daan -				Lap	123 ŽALAR Eduard -			
Distance	Time	Rank	Lap Time		Distance	Time	Rank	Lap Time
125m	11.756	5			125m	13.348	17	
250m	18.733	4	18.733	1	250m	21.109	17	21.109
375m	25.399	4			375m	28.373	17	
500m	32.017	4	13.284	2	500m	35.531	17	14.422
625m	38.770	4			625m	42.788	18	
750m	45.708	4	13.691	3	750m	50.275	17	14.744
875m	52.876	4			875m	57.960	17	
1000m	1:00.345	4	14.637	4	1000m	1:05.968	17	15.693

**Heat 6**

127 JIMENEZ ELIZONDO Ekain -				Lap	49 JURCZYK Marc -			
Distance	Time	Rank	Lap Time		Distance	Time	Rank	Lap Time
125m	12.013	7			125m	12.018	8	
250m	19.183	8	19.183	1	250m	19.220	10	19.220
375m	25.919	8			375m	26.029	10	
500m	32.669	8	13.486	2	500m	32.761	10	13.541
625m	39.540	8			625m	39.613	9	
750m	46.688	9	14.019	3	750m	46.681	8	13.920
875m	54.159	10			875m	54.004	8	
1000m	1:01.961	10	15.273	4	1000m	1:01.586	7	14.905

**Heat 7**

39 LANDERNEAU Melvin -				Lap	17 HYTYCH Mat J -			
Distance	Time	Rank	Lap Time		Distance	Time	Rank	Lap Time
125m	12.059	10			125m	12.152	11	
250m	19.160	7	19.160	1	250m	19.473	11	19.473
375m	25.789	7			375m	26.253	11	
500m	32.338	7	13.178	2	500m	32.991	12	13.518
625m	38.990	6			625m	39.839	12	
750m	45.820	6	13.482	3	750m	46.920	12	13.929
875m	52.927	6			875m	54.253	12	
1000m	1:00.358	5	14.538	4	1000m	1:01.980	11	15.060

**Heat 8**

63 TRUMAN Joseph -				Lap	128 MARTINEZ CHORRO Alejandro -			
Distance	Time	Rank	Lap Time		Distance	Time	Rank	Lap Time
125m	11.642	3			125m	11.491	1	
250m	18.639	3	18.639	1	250m	18.492	1	18.492
375m	25.176	2			375m	25.003	1	
500m	31.677	2	13.038	2	500m	31.520	1	13.028
625m	38.349	2			625m	38.196	1	
750m	45.231	2	13.554	3	750m	45.186	1	13.666
875m	52.417	2			875m	52.575	3	
1000m	59.927	2	14.696	4	1000m	1:00.454	6	15.268

Men's 1Km Time Trial / 1Km Contre la montre hommes  
Qualifying / Qualifications  
Race Analysis / Analyse de la course

Heat 9

79 BIANCHI Matteo -					46 DORNBACH Maximilian -				
Distance	Time	Rank	Lap Time	Lap	Distance	Time	Rank	Lap Time	
125m	11.558	2			125m	11.713	4		
250m	18.613	2	18.613	1	250m	18.808	6	18.808	
375m	25.241	3			375m	25.533	6		
500m	31.814	3	13.201	2	500m	32.157	6	13.349	
625m	38.445	3			625m	38.859	5		
750m	45.300	3	13.486	3	750m	45.773	5	13.616	
875m	52.358	1			875m	52.879	5		
1000m	59.687	1	14.387	4	1000m	1:00.238	3	14.465	



**Men's 1Km Time Trial / 1Km Contre la montre hommes**  
**Qualifying / Qualifications**  
**Start List / Liste de départ**

Thu 11 Jan 2024 - Race distance: 1000m

<b>World Record</b>	55.433 HOOGLAND Jeffrey	NED	Aguascalientes (MEX)	31 OCT 2023
---------------------	-------------------------	-----	----------------------	-------------

Heat	Race Number	Name	NAT	Time
1	135	ERIKSSON Christoffer	SWE	_____
	29	MADSEN Rodenberg Frederik	DEN	_____
2	83	GALLI Niccolo	ITA	_____
	150	VARHARAKYN Valentyn	UKR	_____
3	108	BEDNAREK Elias	POL	_____
	104	van LOON Tijmen	NED	_____
4	19	MALAŠEK Jakub	CZE	_____
	117	CAIXAS Rodrigo	POR	_____
5	100	KOOL Daan	NED	_____
	123	ŽALAR Eduard	SLO	_____
6	127	JIMENEZ ELIZONDO Ekain	ESP	_____
	49	JURCZYK Marc	GER	_____
7	39	LANDERNEAU Melvin	FRA	_____
	17	HYTYCH Mat J	CZE	_____
8	63	TRUMAN Joseph	GBR	_____
	128	MARTINEZ CHORRO Alejandro	ESP	_____
9	79	BIANCHI Matteo	ITA	_____
	46	DORNBACH Maximilian	GER	_____

**Progression rule:**

Top 8 riders qualify for final.

Men's Team Pursuit / Poursuite par équipe hommes

Final Classification / Classement final

Thu 11 Jan 2024

World Record	3:42.032	ITA - Italy	Tokyo (JPN)	3 AUG 2021
--------------	----------	-------------	-------------	------------

Rank	NAT / Name	1000m	2000m 1000-2000	3000m 2000-3000	Time 3000-4000	Average Speed km/h
<b>For Gold</b>						
GOLD	<b>1 GBR - Great Britain</b>	1:01.368	1:55.703	2:50.571	<b>3:45.218</b>	63.938
	55 BIGHAM Daniel		54.335	54.868	54.647	
	58 HAYTER Ethan					
	61 TANFIELD Charlie					
	65 VERNON Ethan (X)					
	66 WOOD Oliver (R)					
SILVER	<b>2 DEN - Denmark</b>	1:01.545	1:55.691	2:50.804	<b>3:46.372</b>	63.612
	26 BEVORT Carl-Frederik		54.146	55.113	55.568	
	27 HANSEN Tobias					
	28 LARSEN Niklas (X)					
	31 PEDERSEN Rasmus					
	29 MADSEN Rodenberg Frederik (R)					
<b>For Bronze</b>						
BRONZE	<b>3 ITA - Italy</b>	1:02.404	1:58.445	2:54.053	<b>3:49.974</b>	62.616
	80 BOSCARO Davide (X)		56.041	55.608	55.921	
	81 CONSONNI Simone					
	85 LAMON Francesco					
	86 MILAN Jonathan					
	<b>4 GER - Germany</b>	1:02.722	1:58.326	2:54.324	<b>3:52.108</b>	62.040
	45 BUCK-GRAMCKO Tobias		55.604	55.998	57.784	
	47 GROSS Felix (X)					
	48 HEINRICH Nicolas					
	54 TEUTENBERG Tim Torn					
	51 REINHARDT Theo (R)					
<b>Placed after First Round</b>						
	<b>5 FRA - France</b>					
	33 BOUDAT Thomas					
	34 DENIS Thomas					
	35 ERMENAULT Corentin					
	41 TABELLION Valentin					
	40 NILSSON-JULIEN Oscar (R)					
	<b>6 BEL - Belgium</b>					
	6 de VYLDER Lindsay					
	7 DENS Tuur					
	11 POLLEFLIET Gianluca					
	14 VANDENBRANDEN Noah					

Men's Team Pursuit / Poursuite par équipe hommes

Final Classification / Classement final

Thu 11 Jan 2024

Rank	NAT / Name	1000m	2000m 1000-2000	3000m 2000-3000	Time 3000-4000	Average Speed km/h
7	<b>ESP - Spain</b>					
	124 BENNASSAR ROSSELLO Francesc					
	126 GARAIAR PIKABEA Benat					
	129 MARTORELL HAGA Erik					
	132 NAVAS MARCHAL Alvaro					
	125 BENNASSAR ROSSELLO Joan Marti (R)					
8	<b>SUI - Switzerland</b>					
	137 BUHLMANN Luca					
	138 BOGLI Noah					
	140 TAPPEINER Pascal					
	141 THIEBAUD Valere					
<i>Did not qualify for First Round</i>						
9	<b>UKR - Ukraine</b>					
	144 ANTONENKO Heorhii					
	148 HRYNIV Vitaliy					
	149 KABASHNYI Valentyn					
	151 YAKOVLEV Daniil					

LEGEND

R Replaced X Rider pulled out before the finish

www.uec.ch

Report Created THU 11 JAN 2024 18:41

Page 2/2



Institutional Partners



Partners



Local Organising Committee



10-14 January 2024

Men's Team Pursuit / Poursuite par équipe hommes  
Finals / Finales  
Race Analysis / Analyse de la course

For Gold

DEN - Denmark				Lap	GBR - Great Britain			
Distance	Time	Rank	Lap Time		Distance	Time	Rank	Lap Time
125m	13.186	2			125m	12.927	1	
250m	20.845	2	20.845	1	250m	20.372	1	20.372
375m	27.945	2			375m	27.277	1	
500m	34.800	2	13.955	2	500m	34.076	1	13.704
625m	41.467	2			625m	40.861	1	
750m	48.297	2	13.497	3	750m	47.783	1	13.707
875m	55.095	2			875m	54.463	1	
1000m	1:01.545	2	13.248	4	1000m	1:01.368	1	13.585
1125m	1:08.491	2			1125m	1:08.062	1	
1250m	1:15.117	2	13.572	5	1250m	1:14.959	1	13.591
1375m	1:21.985	2			1375m	1:21.620	1	
1500m	1:28.625	2	13.508	6	1500m	1:28.597	1	13.638
1625m	1:35.427	2			1625m	1:35.260	1	
1750m	1:42.114	1	13.489	7	1750m	1:42.132	2	13.535
1875m	1:49.168	2			1875m	1:48.732	1	
2000m	1:55.691	1	13.577	8	2000m	1:55.703	2	13.571
2125m	2:02.851	2			2125m	2:02.376	1	
2250m	2:09.388	2	13.697	9	2250m	2:09.307	1	13.604
2375m	2:16.537	2			2375m	2:16.185	1	
2500m	2:23.315	2	13.927	10	2500m	2:23.138	1	13.831
2625m	2:30.074	2			2625m	2:30.053	1	
2750m	2:36.982	2	13.667	11	2750m	2:36.874	1	13.736
2875m	2:43.805	2			2875m	2:43.737	1	
3000m	2:50.804	2	13.822	12	3000m	2:50.571	1	13.697
3125m	2:57.724	2			3125m	2:57.428	1	
3250m	3:04.846	2	14.042	13	3250m	3:04.410	1	13.839
3375m	3:11.804	2			3375m	3:11.155	1	
3500m	3:18.755	2	13.909	14	3500m	3:17.889	1	13.479
3625m	3:25.668	2			3625m	3:24.657	1	
3750m	3:32.522	2	13.767	15	3750m	3:31.466	1	13.577
3875m	3:39.369	2			3875m	3:38.317	1	
4000m	3:46.372	2	13.850	16	4000m	3:45.218	1	13.752

www.uec.ch

Report Created THU 11 JAN 2024 18:42

Page 1/2



UEC Official Suppliers

Institutional Partners



Partners



Local Organising Committee



10-14 January 2024

Men's Team Pursuit / Poursuite par équipe hommes  
Finals / Finales  
Race Analysis / Analyse de la course

For Bronze

ITA - Italy				Lap	GER - Germany			
Distance	Time	Rank	Lap Time		Distance	Time	Rank	Lap Time
125m	13.230	4			125m	13.046	3	
250m	20.909	4	20.909	1	250m	20.667	3	20.667
375m	28.004	4			375m	27.816	3	
500m	34.811	3	13.902	2	500m	34.831	4	14.164
625m	41.639	3			625m	41.818	4	
750m	48.517	3	13.706	3	750m	48.862	4	14.031
875m	55.423	3			875m	55.806	4	
1000m	1:02.404	3	13.887	4	1000m	1:02.722	4	13.860
1125m	1:09.568	3			1125m	1:09.622	4	
1250m	1:16.633	4	14.229	5	1250m	1:16.568	3	13.846
1375m	1:23.694	4			1375m	1:23.411	3	
1500m	1:30.741	4	14.108	6	1500m	1:30.311	3	13.743
1625m	1:37.845	4			1625m	1:37.344	3	
1750m	1:44.707	4	13.966	7	1750m	1:44.493	3	14.182
1875m	1:51.585	4			1875m	1:51.425	3	
2000m	1:58.445	4	13.738	8	2000m	1:58.326	3	13.833
2125m	2:05.291	4			2125m	2:05.237	3	
2250m	2:12.207	3	13.762	9	2250m	2:12.309	4	13.983
2375m	2:19.004	3			2375m	2:19.268	4	
2500m	2:25.919	3	13.712	10	2500m	2:26.280	4	13.971
2625m	2:32.819	3			2625m	2:33.409	4	
2750m	2:39.861	3	13.942	11	2750m	2:40.414	4	14.134
2875m	2:46.938	3			2875m	2:47.363	4	
3000m	2:54.053	3	14.192	12	3000m	2:54.324	4	13.910
3125m	3:01.286	3			3125m	3:01.289	4	
3250m	3:08.262	3	14.209	13	3250m	3:08.421	4	14.097
3375m	3:15.216	3			3375m	3:15.565	4	
3500m	3:22.127	3	13.865	14	3500m	3:22.741	4	14.320
3625m	3:29.000	3			3625m	3:30.138	4	
3750m	3:35.928	3	13.801	15	3750m	3:37.300	4	14.559
3875m	3:42.940	3			3875m	3:44.594	4	
4000m	3:49.974	3	14.046	16	4000m	3:52.108	4	14.808

www.uec.ch

Report Created THU 11 JAN 2024 18:42

Page 2/2



Institutional Partners



Partners



Local Organising Committee



Men's Team Pursuit / Poursuite par équipe hommes  
Finals / Finales  
Start List / Liste de départ

Thu 11 Jan 2024 - Race distance: 4km

World Record	3:42.032 ITA - Italy	Tokyo (JPN)	3 AUG 2021
--------------	----------------------	-------------	------------

Heat	Race Number	NAT / Name	Time
<b>FOR BRONZE</b>		<b>ITA - Italy</b>	
	80	BOSCARO Davide	
	81	CONSONNI Simone	
	85	LAMON Francesco	
	86	MILAN Jonathan	
		<b>GER - Germany</b>	
	45	BUCK-GRAMCKO Tobias	
	47	GROSS Felix	
	48	HEINRICH Nicolas	
	54	TEUTENBERG Tim Torn	
<b>FOR GOLD</b>		<b>DEN - Denmark</b>	
	26	BEVORT Carl-Frederik	
	27	HANSEN Tobias	
	28	LARSEN Niklas	
	31	PEDERSEN Rasmus	
		<b>GBR - Great Britain</b>	
	55	BIGHAM Daniel	
	58	HAYTER Ethan	
	61	TANFIELD Charlie	
	65	VERNON Ethan	

**Note:**

The composition of the teams may be subject to change up to 30 minutes before the start of the race.

Men's Team Pursuit / Poursuite par équipe hommes  
First Round / Premier tour  
Results / Résultats

Wed 10 Jan 2024 - Race distance: 4km

World Record	3:42.032 ITA - Italy	Tokyo (JPN)	3 AUG 2021
--------------	----------------------	-------------	------------

Heat	Rank	NAT / Name	1000m	2000m 1000-2000	3000m 2000-3000	Time 3000-4000	Average Speed km/h	
1	1	<b>FRA - France</b>	1:02.230	1:58.163	2:54.676	<b>3:52.892</b>	61.831	
		33 BOUDAT Thomas		55.933	56.513	58.216		
		34 DENIS Thomas						
		35 ERMENAUULT Corentin						
			41 TABELLION Valentin					(X)
	2	<b>SUI - Switzerland</b>	1:04.611	2:01.941	3:00.691	<b>4:04.768</b>	58.831	
		137 BUHLMANN Luca		57.330	58.750	1:04.077		
		138 BOGLI Noah						
		140 TAPPEINER Pascal						(X)
			141 THIEBAUD Valere					
2	1	<b>BEL - Belgium</b>	1:03.206	1:58.970	2:55.360	<b>3:53.106</b>	61.774	
		6 de VYLDER Lindsay		55.764	56.390	57.746		
		7 DENS Tuur						
		11 POLLEFLIET Gianluca						(X)
			14 VANDENBRANDEN Noah					
	2	<b>ESP - Spain</b>	1:04.690	2:03.984	3:03.352	<b>4:01.667</b>	59.586	
		124 BENNASSAR ROSSELLO Francesc		59.294	59.368	58.315		
		126 GARAIAR PIKABEA Benat						(X)
		129 MARTORELL HAGA Erik						
			132 NAVAS MARCHAL Alvaro					
3	1	<b>GBR - Great Britain</b>	1:01.529	1:57.085	2:52.572	<b>3:48.524</b>	63.013	QG
		55 BIGHAM Daniel		55.556	55.487	55.952		
		58 HAYTER Ethan						
		65 VERNON Ethan						(X)
			66 WOOD Oliver					
	2	<b>ITA - Italy</b>	1:02.460	1:58.742	2:55.042	<b>3:51.091</b>	62.313	QB
		80 BOSCARO Davide		56.282	56.300	56.049		
		81 CONSONNI Simone						(X)
		85 LAMON Francesco						
			86 MILAN Jonathan					

Men's Team Pursuit / Poursuite par équipe hommes  
First Round / Premier tour  
Results / Résultats

Wed 10 Jan 2024 - Race distance: 4km

Heat	Rank	NAT / Name	1000m	2000m 1000-2000	3000m 2000-3000	Time 3000-4000	Average Speed km/h	
4	1	<b>DEN - Denmark</b>	1:01.079	1:54.993	2:49.321	<b>3:44.923</b>	64.022	QG
		26 BEVORT Carl-Frederik		53.914	54.328	55.602		
		28 LARSEN Niklas		(X)				
		29 MADSEN Rodenberg Frederik						
		31 PEDERSEN Rasmus						
	2	<b>GER - Germany</b>	1:02.984	1:58.607	2:54.840	<b>3:51.337</b>	62.247	QB
		45 BUCK-GRAMCKO Tobias		55.623	56.233	56.497		
		47 GROSS Felix		(X)				
		48 HEINRICH Nicolas						
		51 REINHARDT Theo						

**Progression rule:**

The winners of heats 3 and 4 in the First round ride the final for the gold and silver medals.

The remaining six teams will be ranked by their times in the First round and will be paired as follows:

The two fastest teams ride the final for the bronze medal.

**LEGEND**

**QB** Qualified for Bronze **QG** Qualified for Gold **X** Rider pulled out before the finish

www.uec.ch

Report Created THU 11 JAN 2024 11:54

Page 2/2



Institutional Partners



Partners



Local Organising Committee





10-14 January 2024

Men's Team Pursuit / Poursuite par équipe hommes  
First Round / Premier tour  
Race Analysis / Analyse de la course

Heat 1

FRA - France					SUI - Switzerland				
Distance	Time	Rank	Lap Time	Lap	Distance	Time	Rank	Lap Time	
125m	13.317	1			125m	13.818	2		
250m	20.809	1	20.809	1	250m	21.750	2	21.750	
375m	27.713	1			375m	29.188	2		
500m	34.598	1	13.789	2	500m	36.320	2	14.570	
625m	41.472	1			625m	43.381	2		
750m	48.473	1	13.875	3	750m	50.422	2	14.102	
875m	55.349	1			875m	57.355	2		
1000m	1:02.230	1	13.757	4	1000m	1:04.611	2	14.189	
1125m	1:09.202	1			1125m	1:11.744	2		
1250m	1:16.211	1	13.981	5	1250m	1:18.964	2	14.353	
1375m	1:23.155	1			1375m	1:25.945	2		
1500m	1:30.106	1	13.895	6	1500m	1:33.075	2	14.111	
1625m	1:37.129	1			1625m	1:40.312	2		
1750m	1:44.187	1	14.081	7	1750m	1:47.479	2	14.404	
1875m	1:51.193	1			1875m	1:54.561	2		
2000m	1:58.163	1	13.976	8	2000m	2:01.941	2	14.462	
2125m	2:05.256	1			2125m	2:09.135	2		
2250m	2:12.344	1	14.181	9	2250m	2:16.706	2	14.765	
2375m	2:19.529	1			2375m	2:24.050	2		
2500m	2:26.461	1	14.117	10	2500m	2:31.880	2	15.174	
2625m	2:33.821	1			2625m	2:39.156	2		
2750m	2:40.805	1	14.344	11	2750m	2:46.377	2	14.497	
2875m	2:47.869	1			2875m	2:53.431	2		
3000m	2:54.676	1	13.871	12	3000m	3:00.691	2	14.314	
3125m	3:02.001	1			3125m	3:07.818	2		
3250m	3:08.878	1	14.202	13	3250m	3:15.352	2	14.661	
3375m	3:16.010	1			3375m	3:22.422	2		
3500m	3:23.000	1	14.122	14	3500m	3:30.502	2	15.150	
3625m	3:30.675	1			3625m	3:37.416	2		
3750m	3:38.016	1	15.016	15	3750m	3:45.425	2	14.923	
3875m	3:47.080	1			3875m	3:52.727	2		
4000m	3:52.892	1	14.876	16	4000m	4:04.768	2	19.343	

www.uec.ch

Report Created THU 11 JAN 2024 11:55

Page 1/4



Institutional Partners



Partners



Local Organising Committee



10-14 January 2024

Men's Team Pursuit / Poursuite par équipe hommes  
First Round / Premier tour  
Race Analysis / Analyse de la course

Heat 2

BEL - Belgium					ESP - Spain				
Distance	Time	Rank	Lap Time	Lap	Distance	Time	Rank	Lap Time	
125m	13.331	1			125m	13.578	2		
250m	21.054	1	21.054	1	250m	21.599	2	21.599	
375m	28.253	1			375m	28.902	2		
500m	35.236	1	14.182	2	500m	36.051	2	14.452	
625m	42.241	1			625m	43.049	2		
750m	49.167	1	13.931	3	750m	50.128	2	14.077	
875m	56.105	1			875m	57.498	2		
1000m	1:03.206	1	14.039	4	1000m	1:04.690	2	14.562	
1125m	1:10.123	1			1125m	1:11.954	2		
1250m	1:17.034	1	13.828	5	1250m	1:19.239	2	14.549	
1375m	1:24.012	1			1375m	1:26.737	2		
1500m	1:31.156	1	14.122	6	1500m	1:34.231	2	14.992	
1625m	1:38.111	1			1625m	1:41.660	2		
1750m	1:45.011	1	13.855	7	1750m	1:49.267	2	15.036	
1875m	1:51.946	1			1875m	1:56.663	2		
2000m	1:58.970	1	13.959	8	2000m	2:03.984	2	14.717	
2125m	2:05.847	1			2125m	2:11.247	2		
2250m	2:12.766	1	13.796	9	2250m	2:18.557	2	14.573	
2375m	2:19.742	1			2375m	2:25.900	2		
2500m	2:26.851	1	14.085	10	2500m	2:33.300	2	14.743	
2625m	2:33.817	1			2625m	2:40.791	2		
2750m	2:41.007	1	14.156	11	2750m	2:48.409	2	15.109	
2875m	2:48.239	1			2875m	2:56.052	2		
3000m	2:55.360	1	14.353	12	3000m	3:03.352	2	14.943	
3125m	3:02.600	1			3125m	3:10.458	2		
3250m	3:10.056	1	14.696	13	3250m	3:17.677	2	14.325	
3375m	3:17.230	1			3375m	3:24.908	2		
3500m	3:24.365	1	14.309	14	3500m	3:32.259	2	14.582	
3625m	3:31.478	1			3625m	3:39.710	2		
3750m	3:38.707	1	14.342	15	3750m	3:47.245	2	14.986	
3875m	3:45.811	1			3875m	3:54.563	2		
4000m	3:53.106	1	14.399	16	4000m	4:01.667	2	14.422	

www.uec.ch

Report Created THU 11 JAN 2024 11:55

Page 2/4



Institutional Partners



Partners



Local Organising Committee



10-14 January 2024

Men's Team Pursuit / Poursuite par équipe hommes  
First Round / Premier tour  
Race Analysis / Analyse de la course

Heat 3

GBR - Great Britain				Lap	ITA - Italy			
Distance	Time	Rank	Lap Time		Distance	Time	Rank	Lap Time
125m	12.995	1			125m	13.066	2	
250m	20.426	1	20.426	1	250m	20.773	2	20.773
375m	27.490	1			375m	27.722	2	
500m	34.200	1	13.774	2	500m	34.689	2	13.916
625m	41.089	1			625m	41.521	2	
750m	47.997	1	13.797	3	750m	48.483	2	13.794
875m	54.975	1			875m	55.425	2	
1000m	1:01.529	1	13.532	4	1000m	1:02.460	2	13.977
1125m	1:08.860	1			1125m	1:09.494	2	
1250m	1:15.696	1	14.167	5	1250m	1:16.619	2	14.159
1375m	1:22.683	1			1375m	1:23.502	2	
1500m	1:29.701	1	14.005	6	1500m	1:30.595	2	13.976
1625m	1:36.594	1			1625m	1:37.692	2	
1750m	1:43.226	1	13.525	7	1750m	1:44.794	2	14.199
1875m	1:50.330	1			1875m	1:51.694	2	
2000m	1:57.085	1	13.859	8	2000m	1:58.742	2	13.948
2125m	2:04.283	1			2125m	2:05.631	2	
2250m	2:10.997	1	13.912	9	2250m	2:12.728	2	13.986
2375m	2:17.926	1			2375m	2:19.555	2	
2500m	2:24.683	1	13.686	10	2500m	2:26.652	2	13.924
2625m	2:31.703	1			2625m	2:33.644	2	
2750m	2:38.559	1	13.876	11	2750m	2:40.623	2	13.971
2875m	2:45.706	1			2875m	2:47.869	2	
3000m	2:52.572	1	14.013	12	3000m	2:55.042	2	14.419
3125m	2:59.624	1			3125m	3:02.049	2	
3250m	3:06.488	1	13.916	13	3250m	3:09.418	2	14.376
3375m	3:13.584	1			3375m	3:16.203	2	
3500m	3:20.458	1	13.970	14	3500m	3:23.255	2	13.837
3625m	3:27.581	1			3625m	3:30.112	2	
3750m	3:34.470	1	14.012	15	3750m	3:37.080	2	13.825
3875m	3:41.594	1			3875m	3:43.990	2	
4000m	3:48.524	1	14.054	16	4000m	3:51.091	2	14.011

www.uec.ch

Report Created THU 11 JAN 2024 11:55

Page 3/4



Institutional Partners



Partners



Local Organising Committee



10-14 January 2024

Men's Team Pursuit / Poursuite par équipe hommes  
First Round / Premier tour  
Race Analysis / Analyse de la course

Heat 4

DEN - Denmark				Lap	GER - Germany			
Distance	Time	Rank	Lap Time		Distance	Time	Rank	Lap Time
125m	13.259	2			125m	13.175	1	
250m	20.742	1	20.742	1	250m	20.919	2	20.919
375m	27.860	1			375m	28.086	2	
500m	34.521	1	13.779	2	500m	35.176	2	14.257
625m	41.158	1			625m	42.137	2	
750m	47.757	1	13.236	3	750m	49.227	2	14.051
875m	54.471	1			875m	56.039	2	
1000m	1:01.079	1	13.322	4	1000m	1:02.984	2	13.757
1125m	1:07.811	1			1125m	1:09.819	2	
1250m	1:14.666	1	13.587	5	1250m	1:16.956	2	13.972
1375m	1:21.350	1			1375m	1:23.690	2	
1500m	1:28.095	1	13.429	6	1500m	1:30.636	2	13.680
1625m	1:34.729	1			1625m	1:37.555	2	
1750m	1:41.516	1	13.421	7	1750m	1:44.649	2	14.013
1875m	1:48.262	1			1875m	1:51.580	2	
2000m	1:54.993	1	13.477	8	2000m	1:58.607	2	13.958
2125m	2:01.750	1			2125m	2:05.632	2	
2250m	2:08.615	1	13.622	9	2250m	2:12.891	2	14.284
2375m	2:15.330	1			2375m	2:19.839	2	
2500m	2:22.062	1	13.447	10	2500m	2:26.871	2	13.980
2625m	2:28.931	1			2625m	2:33.872	2	
2750m	2:35.874	1	13.812	11	2750m	2:40.896	2	14.025
2875m	2:42.626	1			2875m	2:47.856	2	
3000m	2:49.321	1	13.447	12	3000m	2:54.840	2	13.944
3125m	2:56.237	1			3125m	3:01.653	2	
3250m	3:02.940	1	13.619	13	3250m	3:08.892	2	14.052
3375m	3:09.896	1			3375m	3:15.660	2	
3500m	3:16.858	1	13.918	14	3500m	3:22.666	2	13.774
3625m	3:23.716	1			3625m	3:29.552	2	
3750m	3:30.532	1	13.674	15	3750m	3:36.749	2	14.083
3875m	3:37.675	1			3875m	3:43.977	2	
4000m	3:44.923	1	14.391	16	4000m	3:51.337	2	14.588

www.uec.ch

Report Created THU 11 JAN 2024 11:55

Page 4/4



UEC Official Suppliers

Institutional Partners



Partners



Local Organising Committee



**Men's Team Pursuit / Poursuite par équipe hommes**  
**First Round / Premier tour**  
**Start List / Liste de départ**

Wed 10 Jan 2024 - Race distance: 4km

World Record	3:42.032 ITA - Italy	Tokyo (JPN)	3 AUG 2021
--------------	----------------------	-------------	------------

Heat	Race Number	NAT / Name	Time	
1		<b>FRA - France</b>		
	33	BOUDAT Thomas		
	34	DENIS Thomas		
	35	ERMENAULT Corentin		
	41	TABELLION Valentin		
		<b>SUI - Switzerland</b>		
	137	BUHLMANN Luca		
	138	BOGLI Noah		
	140	TAPPEINER Pascal		
	141	THIEBAUD Valere		
	2		<b>BEL - Belgium</b>	
		6	de VYLDER Lindsay	
		7	DENS Tuur	
		11	POLLEFLIET Gianluca	
14		VANDENBRANDEN Noah		
		<b>ESP - Spain</b>		
124		BENNASSAR ROSSELLO Francesc		
126		GARAIAR PIKABEA Benat		
129		MARTORELL HAGA Erik		
132		NAVAS MARCHAL Alvaro		
3		<b>GBR - Great Britain</b>		
	55	BIGHAM Daniel		
	58	HAYTER Ethan		
	65	VERNON Ethan		
	66	WOOD Oliver		
		<b>ITA - Italy</b>		
	80	BOSCARO Davide		
	81	CONSONNI Simone		
	85	LAMON Francesco		
	86	MILAN Jonathan		

**Men's Team Pursuit / Poursuite par équipe hommes**  
**First Round / Premier tour**  
**Start List / Liste de départ**

Wed 10 Jan 2024 - Race distance: 4km

Heat	Race Number	NAT / Name	Time
4		<b>DEN - Denmark</b>	
	26	BEVORT Carl-Frederik	
	28	LARSEN Niklas	
	29	MADSEN Rodenberg Frederik	
	31	PEDERSEN Rasmus	
		<b>GER - Germany</b>	
	45	BUCK-GRAMCKO Tobias	
	47	GROSS Felix	
	48	HEINRICH Nicolas	
	51	REINHARDT Theo	

**Progression rule:**

The winners of heats 3 and 4 in the First round ride the final for the gold and silver medals.

The remaining six teams will be ranked by their times in the First round and will be paired as follows:

The two fastest teams ride the final for the bronze medal.

**Note:**

The composition of the teams may be subject to change up to 30 minutes before the start of the race.

Men's Team Pursuit / Poursuite par équipe hommes  
Qualifying / Qualifications  
Results / Résultats

Wed 10 Jan 2024 - Race distance: 4km

World Record	3:42.032	ITA - Italy	Tokyo (JPN)	3 AUG 2021
--------------	----------	-------------	-------------	------------

Rank	NAT / Name	1000m	2000m 1000-2000	3000m 2000-3000	Time 3000-4000	Average Speed km/h	
1	<b>DEN - Denmark</b>	1:02.599 (1)	1:57.304 (1)	2:52.934 (1)	<b>3:49.088</b>	62.858	Q
	26 BEVORT Carl-Frederik		54.705 (1)	55.630 (1)	56.154 (2)		
	27 HANSEN Tobias						
	29 MADSEN Rodenberg Frederik						
	31 PEDERSEN Rasmus						
2	<b>GBR - Great Britain</b>	1:02.818 (3)	1:58.747 (2)	2:54.708 (2)	<b>3:49.722</b>	62.684	Q
	55 BIGHAM Daniel		55.929 (2)	55.961 (2)	55.014 (1)		
	58 HAYTER Ethan						
	65 VERNON Ethan	(X)					
	66 WOOD Oliver						
3	<b>ITA - Italy</b>	1:02.750 (2)	1:59.588 (3)	2:56.518 (3)	<b>3:52.940</b>	61.818	Q
	80 BOSCARO Davide		56.838 (4)	56.930 (4)	56.422 (3)		
	81 CONSONNI Simone						
	85 LAMON Francesco						
	86 MILAN Jonathan						
4	<b>GER - Germany</b>	1:03.688 (6)	2:00.731 (6)	2:57.491 (5)	<b>3:54.680</b>	61.360	Q
	45 BUCK-GRAMCKO Tobias		57.043 (6)	56.760 (3)	57.189 (4)		
	47 GROSS Felix	(X)					
	48 HEINRICH Nicolas						
	54 TEUTENBERG Tim Torn						
5	<b>BEL - Belgium</b>	1:03.361 (4)	1:59.712 (4)	2:56.784 (4)	<b>3:54.942</b>	61.292	Q
	6 de VYLDER Lindsay		56.351 (3)	57.072 (5)	58.158 (5)		
	7 DENS Tuur						
	11 POLLEFLIET Gianluca						
	14 VANDENBRANDEN Noah						
6	<b>FRA - France</b>	1:03.641 (5)	2:00.560 (5)	2:58.356 (6)	<b>3:56.985</b>	60.763	Q
	33 BOUDAT Thomas		56.919 (5)	57.796 (6)	58.629 (7)		
	34 DENIS Thomas						
	40 NILSSON-JULIEN Oscar						
	41 TABELLION Valentin						
7	<b>SUI - Switzerland</b>	1:04.826 (7)	2:04.023 (7)	3:03.349 (7)	<b>4:01.576</b>	59.609	Q
	137 BUHLMANN Luca		59.197 (9)	59.326 (7)	58.227 (6)		
	138 BOGLI Noah						
	140 TAPPEINER Pascal						
	141 THIEBAUD Valere						
8	<b>ESP - Spain</b>	1:06.071 (9)	2:04.621 (9)	3:04.369 (8)	<b>4:03.978</b>	59.022	Q
	124 BENNASSAR ROSSELLO Francesc		58.550 (7)	59.748 (8)	59.609 (8)		
	125 BENNASSAR ROSSELLO Joan Marti						
	126 GARAIAR PIKABEA Benat						
	129 MARTORELL HAGA Erik						

Men's Team Pursuit / Poursuite par équipe hommes  
Qualifying / Qualifications  
Results / Résultats

Wed 10 Jan 2024 - Race distance: 4km

Rank	NAT / Name	1000m	2000m 1000-2000	3000m 2000-3000	Time 3000-4000	Average Speed km/h
9	<b>UKR - Ukraine</b>	1:05.542 (8)	2:04.488 (8)	3:06.055 (9)	<b>4:07.152</b>	58.264
	144 ANTONENKO Heorhii		58.946 (8)	1:01.567 (9)	1:01.097 (9)	
	148 HRYNIV Vitaliy					
	149 KABASHNYI Valentyn					
	151 YAKOVLEV Daniil					

**Progression rule:**

The eight fastest teams will qualify and be matched in the First Round as follows:

The 6th fastest team against the 7th fastest team.

The 5th fastest team against the 8th fastest team.

The 2nd fastest team against the 3rd fastest team.

The fastest team against the 4th fastest team.

**LEGEND**

Q Qualified X Rider pulled out before the finish



10-14 January 2024

**Men's Team Pursuit / Poursuite par équipe hommes**  
**Qualifying / Qualifications**  
**Race Analysis / Analyse de la course**

Heat 1					Heat 2				
Distance	UKR - Ukraine Time	Rank	Lap Time	Lap	Distance	ESP - Spain Time	Rank	Lap Time	
125m	13.109	6			125m	13.214	7		
250m	21.077	6	21.077	1	250m	21.332	8	21.332	
375m	28.638	7			375m	29.020	8		
500m	35.995	7	14.918	2	500m	36.515	9	15.183	
625m	43.441	8			625m	44.010	9		
750m	50.782	8	14.787	3	750m	51.340	9	14.825	
875m	58.167	8			875m	58.662	9		
1000m	1:05.542	8	14.760	4	1000m	1:06.071	9	14.731	
1125m	1:13.035	8			1125m	1:13.277	9		
1250m	1:20.364	8	14.822	5	1250m	1:20.412	9	14.341	
1375m	1:27.709	9			1375m	1:27.634	8		
1500m	1:35.074	9	14.710	6	1500m	1:34.999	8	14.587	
1625m	1:42.602	9			1625m	1:42.297	8		
1750m	1:49.951	9	14.877	7	1750m	1:49.602	8	14.603	
1875m	1:57.250	9			1875m	1:56.996	8		
2000m	2:04.488	8	14.537	8	2000m	2:04.621	9	15.019	
2125m	2:12.033	8			2125m	2:12.129	9		
2250m	2:19.589	9	15.101	9	2250m	2:19.507	8	14.886	
2375m	2:27.229	9			2375m	2:26.942	8		
2500m	2:34.864	9	15.275	10	2500m	2:34.258	8	14.751	
2625m	2:42.665	9			2625m	2:41.801	8		
2750m	2:50.438	9	15.574	11	2750m	2:49.244	8	14.986	
2875m	2:58.348	9			2875m	2:56.759	8		
3000m	3:06.055	9	15.617	12	3000m	3:04.369	8	15.125	
3125m	3:13.779	9			3125m	3:11.766	8		
3250m	3:21.511	9	15.456	13	3250m	3:19.064	8	14.695	
3375m	3:29.363	9			3375m	3:26.336	8		
3500m	3:36.986	9	15.475	14	3500m	3:33.582	8	14.518	
3625m	3:44.561	9			3625m	3:40.993	8		
3750m	3:52.033	9	15.047	15	3750m	3:48.435	8	14.853	
3875m	3:59.477	9			3875m	3:55.982	8		
4000m	4:07.152	9	15.119	16	4000m	4:03.978	8	15.543	

www.uec.ch

Report Created WED 10 JAN 2024 17:07

Page 1/5



Institutional Partners



Partners



Local Organising Committee



10-14 January 2024

Men's Team Pursuit / Poursuite par équipe hommes  
Qualifying / Qualifications  
Race Analysis / Analyse de la course

Heat 3					Heat 4				
Distance	SUI - Switzerland Time	Rank	Lap Time	Lap	Distance	BEL - Belgium Time	Rank	Lap Time	
125m	13.463	9			125m	13.098	5		
250m	21.608	9	21.608	1	250m	20.847	4	20.847	
375m	29.055	9			375m	28.072	3		
500m	36.246	8	14.638	2	500m	35.092	3	14.245	
625m	43.421	7			625m	42.167	4		
750m	50.516	7	14.270	3	750m	49.161	4	14.069	
875m	57.632	7			875m	56.200	4		
1000m	1:04.826	7	14.310	4	1000m	1:03.361	4	14.200	
1125m	1:12.252	7			1125m	1:10.404	4		
1250m	1:19.619	7	14.793	5	1250m	1:17.408	4	14.047	
1375m	1:27.004	7			1375m	1:24.448	4		
1500m	1:34.394	7	14.775	6	1500m	1:31.581	4	14.173	
1625m	1:41.905	7			1625m	1:38.599	4		
1750m	1:49.290	7	14.896	7	1750m	1:45.594	3	14.013	
1875m	1:56.669	7			1875m	1:52.663	4		
2000m	2:04.023	7	14.733	8	2000m	1:59.712	4	14.118	
2125m	2:11.563	7			2125m	2:06.880	4		
2250m	2:18.971	7	14.948	9	2250m	2:13.919	4	14.207	
2375m	2:26.492	7			2375m	2:21.036	4		
2500m	2:33.837	7	14.866	10	2500m	2:28.246	4	14.327	
2625m	2:41.196	7			2625m	2:35.317	4		
2750m	2:48.558	7	14.721	11	2750m	2:42.343	4	14.097	
2875m	2:56.095	7			2875m	2:49.566	4		
3000m	3:03.349	7	14.791	12	3000m	2:56.784	4	14.441	
3125m	3:10.564	7			3125m	3:04.061	4		
3250m	3:17.710	7	14.361	13	3250m	3:11.487	4	14.703	
3375m	3:24.877	7			3375m	3:18.701	4		
3500m	3:32.194	7	14.484	14	3500m	3:26.018	5	14.531	
3625m	3:39.439	7			3625m	3:32.906	4		
3750m	3:46.687	7	14.493	15	3750m	3:40.064	4	14.046	
3875m	3:54.020	7			3875m	3:47.338	5		
4000m	4:01.576	7	14.889	16	4000m	3:54.942	5	14.878	

www.uec.ch

Report Created WED 10 JAN 2024 17:07

Page 2/5



Institutional Partners



Partners



Local Organising Committee



10-14 January 2024

Men's Team Pursuit / Poursuite par équipe hommes  
Qualifying / Qualifications  
Race Analysis / Analyse de la course

Heat 5					Heat 6				
Distance	GBR - Great Britain		Lap Time	Lap	Distance	GER - Germany		Lap Time	
	Time	Rank				Time	Rank		
125m	12.703	1			125m	13.029	3		
250m	20.234	1	20.234	1	250m	20.962	5	20.962	
375m	27.399	1			375m	28.309	5		
500m	34.412	1	14.178	2	500m	35.436	5	14.474	
625m	41.457	1			625m	42.533	6		
750m	48.603	1	14.191	3	750m	49.693	6	14.257	
875m	55.679	2			875m	56.686	6		
1000m	1:02.818	3	14.215	4	1000m	1:03.688	6	13.995	
1125m	1:09.885	2			1125m	1:10.773	6		
1250m	1:16.918	2	14.100	5	1250m	1:18.003	6	14.315	
1375m	1:23.931	2			1375m	1:25.053	6		
1500m	1:31.000	2	14.082	6	1500m	1:32.108	5	14.105	
1625m	1:37.979	2			1625m	1:39.254	6		
1750m	1:44.929	2	13.929	7	1750m	1:46.520	6	14.412	
1875m	1:51.873	2			1875m	1:53.656	6		
2000m	1:58.747	2	13.818	8	2000m	2:00.731	6	14.211	
2125m	2:05.746	2			2125m	2:07.802	6		
2250m	2:12.626	2	13.879	9	2250m	2:14.947	5	14.216	
2375m	2:19.545	2			2375m	2:21.975	5		
2500m	2:26.476	2	13.850	10	2500m	2:28.985	5	14.038	
2625m	2:33.481	2			2625m	2:36.158	5		
2750m	2:40.598	2	14.122	11	2750m	2:43.233	5	14.248	
2875m	2:47.613	2			2875m	2:50.368	5		
3000m	2:54.708	2	14.110	12	3000m	2:57.491	5	14.258	
3125m	3:01.672	2			3125m	3:04.643	5		
3250m	3:08.576	2	13.868	13	3250m	3:11.883	5	14.392	
3375m	3:15.435	2			3375m	3:18.930	5		
3500m	3:22.321	2	13.745	14	3500m	3:25.970	4	14.087	
3625m	3:29.070	2			3625m	3:33.019	5		
3750m	3:35.853	2	13.532	15	3750m	3:40.157	5	14.187	
3875m	3:42.668	2			3875m	3:47.265	4		
4000m	3:49.722	2	13.869	16	4000m	3:54.680	4	14.523	



10-14 January 2024

Men's Team Pursuit / Poursuite par équipe hommes  
Qualifying / Qualifications  
Race Analysis / Analyse de la course

Heat 7					Heat 8				
Distance	FRA - France		Lap Time	Lap	Distance	ITA - Italy		Lap Time	
	Time	Rank				Time	Rank		
125m	13.425	8			125m	13.031	4		
250m	21.283	7	21.283	1	250m	20.795	2	20.795	
375m	28.512	6			375m	27.969	2		
500m	35.543	6	14.260	2	500m	34.831	2	14.036	
625m	42.500	5			625m	41.762	2		
750m	49.563	5	14.020	3	750m	48.663	2	13.832	
875m	56.592	5			875m	55.668	1		
1000m	1:03.641	5	14.078	4	1000m	1:02.750	2	14.087	
1125m	1:10.746	5			1125m	1:10.023	3		
1250m	1:17.956	5	14.315	5	1250m	1:17.169	3	14.419	
1375m	1:25.032	5			1375m	1:24.298	3		
1500m	1:32.108	5	14.152	6	1500m	1:31.369	3	14.200	
1625m	1:39.179	5			1625m	1:38.575	3		
1750m	1:46.352	5	14.244	7	1750m	1:45.594	3	14.225	
1875m	1:53.465	5			1875m	1:52.611	3		
2000m	2:00.560	5	14.208	8	2000m	1:59.588	3	13.994	
2125m	2:07.709	5			2125m	2:06.640	3		
2250m	2:14.986	6	14.426	9	2250m	2:13.768	3	14.180	
2375m	2:22.191	6			2375m	2:20.704	3		
2500m	2:29.417	6	14.431	10	2500m	2:27.777	3	14.009	
2625m	2:36.835	6			2625m	2:34.886	3		
2750m	2:44.054	6	14.637	11	2750m	2:42.040	3	14.263	
2875m	2:51.217	6			2875m	2:49.355	3		
3000m	2:58.356	6	14.302	12	3000m	2:56.518	3	14.478	
3125m	3:05.655	6			3125m	3:03.634	3		
3250m	3:12.820	6	14.464	13	3250m	3:10.830	3	14.312	
3375m	3:19.983	6			3375m	3:17.882	3		
3500m	3:27.125	6	14.305	14	3500m	3:24.873	3	14.043	
3625m	3:34.419	6			3625m	3:31.830	3		
3750m	3:41.700	6	14.575	15	3750m	3:38.782	3	13.909	
3875m	3:49.121	6			3875m	3:45.714	3		
4000m	3:56.985	6	15.285	16	4000m	3:52.940	3	14.158	

www.uec.ch

Report Created WED 10 JAN 2024 17:07

Page 4/5



Institutional Partners



Partners



Local Organising Committee



10-14 January 2024

Men's Team Pursuit / Poursuite par équipe hommes  
Qualifying / Qualifications  
Race Analysis / Analyse de la course

Heat 9

Distance	DEN - Denmark		Lap Time	Lap
	Time	Rank		
125m	12.943	2		
250m	20.833	3	20.833	1
375m	28.105	4		
500m	35.120	4	14.287	2
625m	42.009	3		
750m	48.953	3	13.833	3
875m	55.781	3		
1000m	1:02.599	1	13.646	4
1125m	1:09.406	1		
1250m	1:16.307	1	13.708	5
1375m	1:23.045	1		
1500m	1:29.786	1	13.479	6
1625m	1:36.615	1		
1750m	1:43.561	1	13.775	7
1875m	1:50.418	1		
2000m	1:57.304	1	13.743	8
2125m	2:04.247	1		
2250m	2:11.340	1	14.036	9
2375m	2:18.324	1		
2500m	2:25.245	1	13.905	10
2625m	2:32.173	1		
2750m	2:39.050	1	13.805	11
2875m	2:45.925	1		
3000m	2:52.934	1	13.884	12
3125m	2:59.873	1		
3250m	3:06.947	1	14.013	13
3375m	3:13.914	1		
3500m	3:20.885	1	13.938	14
3625m	3:27.994	1		
3750m	3:34.931	1	14.046	15
3875m	3:41.862	1		
4000m	3:49.088	1	14.157	16

www.uec.ch

Report Created WED 10 JAN 2024 17:07

Page 5/5



Institutional Partners



Partners



Local Organising Committee



**Men's Team Pursuit / Poursuite par équipe hommes**  
**Qualifying / Qualifications**  
**Start List / Liste de départ**

Wed 10 Jan 2024 - Race distance: 4km

World Record	3:42.032 ITA - Italy	Tokyo (JPN)	3 AUG 2021
--------------	----------------------	-------------	------------

Heat	Race Number	NAT / Name	Time
1		<b>UKR - Ukraine</b>	
	144	ANTONENKO Heorhii	
	148	HRYNIV Vitaliy	
	149	KABASHNYI Valentyn	
2		<b>ESP - Spain</b>	
	124	BENNASSAR ROSSELLO Francesc	
	125	BENNASSAR ROSSELLO Joan Marti	
	126	GARAIAR PIKABEA Benat	
3		<b>SUI - Switzerland</b>	
	137	BUHLMANN Luca	
	138	BOGLI Noah	
	140	TAPPEINER Pascal	
4		<b>BEL - Belgium</b>	
	6	de VYLDER Lindsay	
	7	DENS Tuur	
	11	POLLEFLIET Gianluca	
5		<b>GBR - Great Britain</b>	
	55	BIGHAM Daniel	
	58	HAYTER Ethan	
	65	VERNON Ethan	
	66	WOOD Oliver	

**Men's Team Pursuit / Poursuite par équipe hommes**  
**Qualifying / Qualifications**  
**Start List / Liste de départ**

Wed 10 Jan 2024 - Race distance: 4km

Heat	Race Number	NAT / Name	Time
6		<b>GER - Germany</b>	
	45	BUCK-GRAMCKO Tobias	
	47	GROSS Felix	
	48	HEINRICH Nicolas	
	54	TEUTENBERG Tim Torn	
7		<b>FRA - France</b>	
	33	BOUDAT Thomas	
	34	DENIS Thomas	
	40	NILSSON-JULIEN Oscar	
	41	TABELLION Valentin	
8		<b>ITA - Italy</b>	
	80	BOSCARO Davide	
	81	CONSONNI Simone	
	85	LAMON Francesco	
	86	MILAN Jonathan	
9		<b>DEN - Denmark</b>	
	26	BEVORT Carl-Frederik	
	27	HANSEN Tobias	
	29	MADSEN Rodenberg Frederik	
	31	PEDERSEN Rasmus	

**Progression rule:**

The eight fastest teams will qualify and be matched in the First Round as follows:

The 6th fastest team against the 7th fastest team.

The 5th fastest team against the 8th fastest team.

The 2nd fastest team against the 3rd fastest team.

The fastest team against the 4th fastest team.

**Note:**

The composition of the teams may be subject to change up to 30 minutes before the start of the race.

Men's Individual Pursuit / Poursuite individuelle hommes

Final Classification / Classement final

Fri 12 Jan 2024

World Record 3:59.636 GANNA Filippo ITA Saint-Quentin-en-Yvelines (FRA) 14 OCT 2022

Rank	Race Number	Name	NAT	1000m	2000m 1000-2000	3000m 2000-3000	Time 3000-4000	Average Speed km/h
GOLD	1	55 BIGHAM Daniel	GBR	1:06.882	2:06.240 59.358	3:05.535 59.295	<b>4:05.783</b> 1:00.248	58.588
SILVER	2	61 TANFIELD Charlie	GBR	1:06.919	2:06.659 59.740	3:06.703 1:00.044	<b>4:07.777</b> 1:01.074	58.117
BRONZE	3	31 PEDERSEN Rasmus	DEN	1:09.186	2:08.765 59.579	3:08.484 59.719	<b>4:10.119</b> 1:01.635	57.573
	4	45 BUCK-GRAMCKO Tobias	GER	1:08.288	2:09.326 1:01.038	3:09.938 1:00.612	<b>4:10.802</b> 1:00.864	57.416
	5	26 BEVORT Carl-Frederik	DEN					
	6	141 THIEBAUD Valere	SUI					
	7	34 DENIS Thomas	FRA					
	8	106 KNOTTEN Iver Johan	NOR					
	9	35 ERMENAUULT Corentin	FRA					
	10	13 van den HAUTE Milan	BEL					
	11	83 GALLI Niccolo	ITA					
	12	84 GIAIMI Luca	ITA					
	13	115 WOZNIAK Adam	POL					
	14	14 VANDENBRANDEN Noah	BEL					
	15	117 CAIXAS Rodrigo	POR					
	16	138 BOGLI Noah	SUI					

www.uec.ch

Report Created FRI 12 JAN 2024 20:11

Page 1/2





Men's Individual Pursuit / Poursuite individuelle hommes

Final Classification / Classement final

Fri 12 Jan 2024

Rank	Race Number	Name	NAT	1000m	2000m 1000-2000	3000m 2000-3000	Time 3000-4000	Average Speed km/h
17	129	MARTORELL HAGA Erik	ESP					
18	125	BENNASSAR ROSSELLO	ESP					
19	148	HRYNIV Vitaliy	UKR					
20	144	ANTONENKO Heorhii	UKR					
21	91	KORNILOVS Vitalijs	LAT					
	48	HEINRICH Nicolas	GER				DSQ	

LEGEND

DSQ Disqualified

www.uec.ch

Report Created FRI 12 JAN 2024 20:11

Page 2/2



Institutional Partners



Partners



Local Organising Committee



10-14 January 2024

Men's Individual Pursuit / Poursuite individuelle hommes  
Finals / Finales  
Race Analysis / Analyse de la course

For Gold

55 BIGHAM Daniel ()					61 TANFIELD Charlie ()				
Distance	Time	Rank	Lap Time	Lap	Distance	Time	Rank	Lap Time	
125m	13.694	2			125m	13.444	1		
250m	21.957	2	21.957	1	250m	21.681	1	21.681	
375m	29.559	2			375m	29.371	1		
500m	36.939	2	14.982	2	500m	36.925	1	15.244	
625m	44.349	1			625m	44.414	2		
750m	51.817	1	14.878	3	750m	51.932	2	15.007	
875m	59.345	1			875m	59.401	2		
1000m	1:06.882	1	15.065	4	1000m	1:06.919	2	14.987	
1125m	1:14.397	2			1125m	1:14.396	1		
1250m	1:21.903	2	15.021	5	1250m	1:21.868	1	14.949	
1375m	1:29.330	1			1375m	1:29.339	2		
1500m	1:36.682	1	14.779	6	1500m	1:36.818	2	14.950	
1625m	1:44.049	1			1625m	1:44.226	2		
1750m	1:51.406	1	14.724	7	1750m	1:51.719	2	14.901	
1875m	1:58.812	1			1875m	1:59.173	2		
2000m	2:06.240	1	14.834	8	2000m	2:06.659	2	14.940	
2125m	2:13.689	1			2125m	2:14.132	2		
2250m	2:21.117	1	14.877	9	2250m	2:21.571	2	14.912	
2375m	2:28.512	1			2375m	2:29.068	2		
2500m	2:35.922	1	14.805	10	2500m	2:36.553	2	14.982	
2625m	2:43.314	1			2625m	2:44.060	2		
2750m	2:50.688	1	14.766	11	2750m	2:51.567	2	15.014	
2875m	2:58.116	1			2875m	2:59.097	2		
3000m	3:05.535	1	14.847	12	3000m	3:06.703	2	15.136	
3125m	3:12.968	1			3125m	3:14.292	2		
3250m	3:20.417	1	14.882	13	3250m	3:21.903	2	15.200	
3375m	3:27.903	1			3375m	3:29.470	2		
3500m	3:35.428	1	15.011	14	3500m	3:37.052	2	15.149	
3625m	3:42.972	1			3625m	3:44.663	2		
3750m	3:50.534	1	15.106	15	3750m	3:52.342	2	15.290	
3875m	3:58.143	1			3875m	4:00.019	2		
4000m	4:05.783	1	15.249	16	4000m	4:07.777	2	15.435	

www.uec.ch

Report Created FRI 12 JAN 2024 20:11

Page 1/2



Institutional Partners



Partners



Local Organising Committee



10-14 January 2024

Men's Individual Pursuit / Poursuite individuelle hommes  
Finals / Finales  
Race Analysis / Analyse de la course

For Bronze

31 PEDERSEN Rasmus ()					45 BUCK-GRAMCKO Tobias ()				
Distance	Time	Rank	Lap Time	Lap	Distance	Time	Rank	Lap Time	
125m	13.746	3			125m	13.838	4		
250m	22.442	4	22.442	1	250m	22.337	3	22.337	
375m	30.578	4			375m	30.222	3		
500m	38.499	4	16.057	2	500m	37.934	3	15.597	
625m	46.294	4			625m	45.527	3		
750m	54.007	4	15.508	3	750m	53.101	3	15.167	
875m	1:01.619	4			875m	1:00.687	3		
1000m	1:09.186	4	15.179	4	1000m	1:08.288	3	15.187	
1125m	1:16.740	4			1125m	1:15.903	3		
1250m	1:24.236	4	15.050	5	1250m	1:23.577	3	15.289	
1375m	1:31.734	4			1375m	1:31.192	3		
1500m	1:39.164	4	14.928	6	1500m	1:38.802	3	15.225	
1625m	1:46.578	4			1625m	1:46.465	3		
1750m	1:53.986	3	14.822	7	1750m	1:54.079	4	15.277	
1875m	2:01.376	3			1875m	2:01.698	4		
2000m	2:08.765	3	14.779	8	2000m	2:09.326	4	15.247	
2125m	2:16.144	3			2125m	2:16.887	4		
2250m	2:23.499	3	14.734	9	2250m	2:24.422	4	15.096	
2375m	2:30.917	3			2375m	2:31.950	4		
2500m	2:38.368	3	14.869	10	2500m	2:39.480	4	15.058	
2625m	2:45.872	3			2625m	2:47.063	4		
2750m	2:53.376	3	15.008	11	2750m	2:54.688	4	15.208	
2875m	3:00.934	3			2875m	3:02.357	4		
3000m	3:08.484	3	15.108	12	3000m	3:09.938	4	15.250	
3125m	3:16.084	3			3125m	3:17.481	4		
3250m	3:23.741	3	15.257	13	3250m	3:25.029	4	15.091	
3375m	3:31.408	3			3375m	3:32.584	4		
3500m	3:39.113	3	15.372	14	3500m	3:40.175	4	15.146	
3625m	3:46.793	3			3625m	3:47.824	4		
3750m	3:54.520	3	15.407	15	3750m	3:55.491	4	15.316	
3875m	4:02.265	3			3875m	4:03.143	4		
4000m	4:10.119	3	15.599	16	4000m	4:10.802	4	15.311	

www.uec.ch

Report Created FRI 12 JAN 2024 20:11

Page 2/2



Institutional Partners



Partners



Local Organising Committee



Men's Individual Pursuit / Poursuite individuelle hommes  
Finals / Finales  
Start List / Liste de départ

Fri 12 Jan 2024 - Race distance: 4km

World Record	3:59.636	GANNA Filippo	ITA	Saint-Quentin-en-Yvelines (FRA)	14 OCT 2022
--------------	----------	---------------	-----	---------------------------------	-------------

Heat	Race Number	Name	NAT	Time
FOR BRONZE	31	PEDERSEN Rasmus	DEN	_____
	45	BUCK-GRAMCKO Tobias	GER	_____
FOR GOLD	55	BIGHAM Daniel	GBR	_____
	61	TANFIELD Charlie	GBR	_____



Men's Individual Pursuit / Poursuite individuelle hommes  
Qualifying / Qualifications  
Results / Résultats

Fri 12 Jan 2024 - Race distance: 4km

World Record	3:59.636	GANNA Filippo	ITA	Saint-Quentin-en-Yvelines (FRA)	14 OCT 2022
--------------	----------	---------------	-----	---------------------------------	-------------

Rank	Race Number	Name	NAT	1000m	2000m 1000-2000	3000m 2000-3000	Time 3000-4000	Average Speed km/h	
1	55	BIGHAM Daniel	GBR	1:08.128 (7)	2:07.110 (4) 58.982 (2)	3:05.801 (3) 58.691 (1)	<b>4:05.490</b> 59.689 (2)	58.658	QG
2	61	TANFIELD Charlie	GBR	1:07.160 (3)	2:06.558 (3) 59.398 (3)	3:05.701 (2) 59.143 (2)	<b>4:05.563</b> 59.862 (3)	58.641	QG
3	31	PEDERSEN Rasmus	DEN	1:07.064 (2)	2:05.266 (1) 58.202 (1)	3:05.281 (1) 1:00.015 (3)	<b>4:06.504</b> 1:01.223 (5)	58.417	QB
4	45	BUCK-GRAMCKO Tobias	GER	1:06.191 (1)	2:06.461 (2) 1:00.270 (4)	3:07.172 (4) 1:00.711 (5)	<b>4:07.715</b> 1:00.543 (4)	58.131	QB
5	26	BEVORT Carl-Frederik	DEN	1:09.501 (17)	2:10.865 (12) 1:01.364 (6)	3:11.390 (6) 1:00.525 (4)	<b>4:09.711</b> 58.321 (1)	57.667	
6	141	THIEBAUD Valere	SUI	1:08.216 (8)	2:09.996 (8) 1:01.780 (9)	3:11.974 (9) 1:01.978 (8)	<b>4:13.950</b> 1:01.976 (6)	56.704	
7	34	DENIS Thomas	FRA	1:07.550 (5)	2:09.861 (7) 1:02.311 (12)	3:11.700 (8) 1:01.839 (7)	<b>4:15.041</b> 1:03.341 (8)	56.462	
8	106	KNOTTEN Iver Johan	NOR	1:08.786 (14)	2:10.472 (9) 1:01.686 (8)	3:12.820 (11) 1:02.348 (10)	<b>4:16.251</b> 1:03.431 (9)	56.195	
9	35	ERMENAULT Corentin	FRA	1:07.893 (6)	2:09.520 (6) 1:01.627 (7)	3:11.666 (7) 1:02.146 (9)	<b>4:16.388</b> 1:04.722 (13)	56.165	
10	13	van den HAUTE Milan	BEL	1:08.358 (11)	2:10.596 (10) 1:02.238 (11)	3:13.340 (13) 1:02.744 (12)	<b>4:16.802</b> 1:03.462 (10)	56.074	
11	83	GALLI Niccolo	ITA	1:08.819 (15)	2:10.920 (13) 1:02.101 (10)	3:12.660 (10) 1:01.740 (6)	<b>4:16.940</b> 1:04.280 (12)	56.044	
12	84	GIAIMI Luca	ITA	1:08.316 (10)	2:10.718 (11) 1:02.402 (14)	3:13.165 (12) 1:02.447 (11)	<b>4:17.379</b> 1:04.214 (11)	55.949	
13	115	WOZNIAK Adam	POL	1:08.371 (12)	2:10.977 (15) 1:02.606 (16)	3:14.465 (14) 1:03.488 (14)	<b>4:17.628</b> 1:03.163 (7)	55.895	
14	14	VANDENBRANDEN Noah	BEL	1:07.210 (4)	2:07.773 (5) 1:00.563 (5)	3:10.810 (5) 1:03.037 (13)	<b>4:19.535</b> 1:08.725 (20)	55.484	
15	117	CAIXAS Rodrigo	POR	1:08.229 (9)	2:11.510 (16) 1:03.281 (17)	3:15.881 (15) 1:04.371 (16)	<b>4:22.735</b> 1:06.854 (16)	54.808	
16	138	BOGLI Noah	SUI	1:11.166 (20)	2:13.557 (18) 1:02.391 (13)	3:17.151 (17) 1:03.594 (15)	<b>4:23.562</b> 1:06.411 (14)	54.636	

www.uec.ch

Report Created FRI 12 JAN 2024 15:38

Page 1/2



Men's Individual Pursuit / Poursuite individuelle hommes  
Qualifying / Qualifications  
Results / Résultats

Fri 12 Jan 2024 - Race distance: 4km

Rank	Race Number	Name	NAT	1000m	2000m 1000-2000	3000m 2000-3000	Time 3000-4000	Average Speed km/h
17	129	MARTORELL HAGA Erik	ESP	1:08.373 (13)	2:10.957 (14) 1:02.584 (15)	3:16.460 (16) 1:05.503 (17)	<b>4:24.830</b> 1:08.370 (19)	54.375
18	125	BENNASSAR ROSSELLO	ESP	1:09.725 (18)	2:13.549 (17) 1:03.824 (18)	3:19.230 (18) 1:05.681 (18)	<b>4:26.919</b> 1:07.689 (18)	53.949
19	148	HRYNIV Vitaliy	UKR	1:09.460 (16)	2:14.144 (19) 1:04.684 (19)	3:20.095 (19) 1:05.951 (19)	<b>4:27.346</b> 1:07.251 (17)	53.863
20	144	ANTONENKO Heorhii	UKR	1:10.709 (19)	2:17.745 (20) 1:07.036 (21)	3:24.937 (20) 1:07.192 (20)	<b>4:31.565</b> 1:06.628 (15)	53.026
21	91	KORNILOVS Vitalijs	LAT	1:12.673 (21)	2:19.042 (21) 1:06.369 (20)	3:26.816 (21) 1:07.774 (21)	<b>4:37.424</b> 1:10.608 (21)	51.906
	48	HEINRICH Nicolas	GER				<b>DSQ</b>	

**Progression rule:**

Fastest 2 riders race for Gold, and 3rd and 4th riders race for Bronze.

**No. 48 HEINRICH Nicolas (GER)**

has been disqualified Art 3.2.056

A été disqualifié(e) Art 3.2.056

**LEGEND**

**DSQ** Disqualified      **QB** Qualified for Bronze      **QG** Qualified for Gold

www.uec.ch

Report Created FRI 12 JAN 2024 15:38

Page 2/2



Institutional Partners



Partners



Local Organising Committee



10-14 January 2024

Men's Individual Pursuit / Poursuite individuelle hommes  
Qualifying / Qualifications  
Race Analysis / Analyse de la course

Heat 1

84 GIAIMI Luca ()					26 BEVORT Carl-Frederik ()				
Distance	Time	Rank	Lap Time	Lap	Distance	Time	Rank	Lap Time	
125m	13.692	12			125m	13.769	15		
250m	21.680	8	21.680	1	250m	22.480	18	22.480	
375m	29.339	4			375m	30.613	18		
500m	37.030	3	15.350	2	500m	38.536	19	16.056	
625m	44.816	7			625m	46.335	19		
750m	52.672	8	15.642	3	750m	54.101	18	15.565	
875m	1:00.516	9			875m	1:01.821	18		
1000m	1:08.316	10	15.644	4	1000m	1:09.501	17	15.400	
1125m	1:16.111	10			1125m	1:17.205	16		
1250m	1:23.802	9	15.486	5	1250m	1:24.866	16	15.365	
1375m	1:31.562	9			1375m	1:32.522	16		
1500m	1:39.312	9	15.510	6	1500m	1:40.176	16	15.310	
1625m	1:47.159	9			1625m	1:47.867	16		
1750m	1:54.968	9	15.656	7	1750m	1:55.523	15	15.347	
1875m	2:02.854	11			1875m	2:03.172	14		
2000m	2:10.718	11	15.750	8	2000m	2:10.865	12	15.342	
2125m	2:18.585	12			2125m	2:18.548	11		
2250m	2:26.346	13	15.628	9	2250m	2:26.241	12	15.376	
2375m	2:34.107	13			2375m	2:33.886	11		
2500m	2:41.854	13	15.508	10	2500m	2:41.501	9	15.260	
2625m	2:49.642	12			2625m	2:49.049	9		
2750m	2:57.416	12	15.562	11	2750m	2:56.561	9	15.060	
2875m	3:05.279	12			2875m	3:03.998	8		
3000m	3:13.165	12	15.749	12	3000m	3:11.390	6	14.829	
3125m	3:21.135	12			3125m	3:18.755	5		
3250m	3:29.076	12	15.911	13	3250m	3:26.069	5	14.679	
3375m	3:37.071	13			3375m	3:33.397	5		
3500m	3:45.098	13	16.022	14	3500m	3:40.710	5	14.641	
3625m	3:53.225	13			3625m	3:47.994	5		
3750m	4:01.417	13	16.319	15	3750m	3:55.268	5	14.558	
3875m	4:09.437	12			3875m	4:02.529	5		
4000m	4:17.379	12	15.962	16	4000m	4:09.711	5	14.443	

www.uec.ch

Report Created FRI 12 JAN 2024 15:40

Page 1/11



Institutional Partners



Partners



Local Organising Committee



10-14 January 2024

Men's Individual Pursuit / Poursuite individuelle hommes  
Qualifying / Qualifications  
Race Analysis / Analyse de la course

Heat 2

13 van den HAUTE Milan ()				Lap	31 PEDERSEN Rasmus ()			
Distance	Time	Rank	Lap Time		Distance	Time	Rank	Lap Time
125m	13.231	2			125m	13.339	4	
250m	21.352	2	21.352	1	250m	21.658	6	21.658
375m	29.217	3			375m	29.462	7	
500m	37.092	5	15.740	2	500m	37.152	8	15.494
625m	44.965	8			625m	44.769	6	
750m	52.783	9	15.691	3	750m	52.277	5	15.125
875m	1:00.596	10			875m	59.690	3	
1000m	1:08.358	11	15.575	4	1000m	1:07.064	2	14.787
1125m	1:16.151	13			1125m	1:14.383	2	
1250m	1:23.919	11	15.561	5	1250m	1:21.695	2	14.631
1375m	1:31.698	11			1375m	1:28.991	2	
1500m	1:39.477	11	15.558	6	1500m	1:36.256	1	14.561
1625m	1:47.300	11			1625m	1:43.530	1	
1750m	1:55.058	11	15.581	7	1750m	1:50.778	1	14.522
1875m	2:02.850	10			1875m	1:58.021	1	
2000m	2:10.596	10	15.538	8	2000m	2:05.266	1	14.488
2125m	2:18.349	10			2125m	2:12.601	1	
2250m	2:26.110	10	15.514	9	2250m	2:19.994	1	14.728
2375m	2:33.910	12			2375m	2:27.419	1	
2500m	2:41.778	12	15.668	10	2500m	2:34.902	1	14.908
2625m	2:49.675	13			2625m	2:42.407	1	
2750m	2:57.585	13	15.807	11	2750m	2:50.014	1	15.112
2875m	3:05.550	13			2875m	2:57.646	1	
3000m	3:13.340	13	15.755	12	3000m	3:05.281	1	15.267
3125m	3:21.200	13			3125m	3:12.765	1	
3250m	3:29.076	12	15.736	13	3250m	3:20.288	1	15.007
3375m	3:36.992	12			3375m	3:27.801	1	
3500m	3:44.893	12	15.817	14	3500m	3:35.409	2	15.121
3625m	3:52.817	12			3625m	3:43.090	3	
3750m	4:00.777	11	15.884	15	3750m	3:50.835	3	15.426
3875m	4:08.784	11			3875m	3:58.628	3	
4000m	4:16.802	10	16.025	16	4000m	4:06.504	3	15.669

www.uec.ch

Report Created FRI 12 JAN 2024 15:40

Page 2/11



Institutional Partners



Partners



Local Organising Committee





10-14 January 2024

Men's Individual Pursuit / Poursuite individuelle hommes  
Qualifying / Qualifications  
Race Analysis / Analyse de la course

Heat 3

148 HRYNIV Vitaliy ()					34 DENIS Thomas ()				
Distance	Time	Rank	Lap Time	Lap	Distance	Time	Rank	Lap Time	
125m	13.577	10			125m	12.882	1		
250m	21.746	10	21.746	1	250m	20.919	1	20.919	
375m	29.561	10			375m	28.726	1		
500m	37.399	11	15.653	2	500m	36.454	1	15.535	
625m	45.325	14			625m	44.178	2		
750m	53.324	15	15.925	3	750m	51.935	2	15.481	
875m	1:01.358	16			875m	59.700	4		
1000m	1:09.460	16	16.136	4	1000m	1:07.550	5	15.615	
1125m	1:17.552	17			1125m	1:15.323	5		
1250m	1:25.605	17	16.145	5	1250m	1:23.171	6	15.621	
1375m	1:33.664	18			1375m	1:30.907	6		
1500m	1:41.742	18	16.137	6	1500m	1:38.709	7	15.538	
1625m	1:49.835	18			1625m	1:46.507	7		
1750m	1:57.964	19	16.222	7	1750m	1:54.315	7	15.606	
1875m	2:06.031	19			1875m	2:02.088	7		
2000m	2:14.144	19	16.180	8	2000m	2:09.861	7	15.546	
2125m	2:22.259	19			2125m	2:17.605	7		
2250m	2:30.384	19	16.240	9	2250m	2:25.335	7	15.474	
2375m	2:38.544	19			2375m	2:33.075	7		
2500m	2:46.774	19	16.390	10	2500m	2:40.858	7	15.523	
2625m	2:55.106	19			2625m	2:48.610	7		
2750m	3:03.496	19	16.722	11	2750m	2:56.296	7	15.438	
2875m	3:11.914	19			2875m	3:03.907	7		
3000m	3:20.095	19	16.599	12	3000m	3:11.700	8	15.404	
3125m	3:28.262	19			3125m	3:19.398	7		
3250m	3:36.457	19	16.362	13	3250m	3:27.115	6	15.415	
3375m	3:44.706	19			3375m	3:34.917	6		
3500m	3:53.067	19	16.610	14	3500m	3:42.782	6	15.667	
3625m	4:01.456	19			3625m	3:50.751	7		
3750m	4:09.982	19	16.915	15	3750m	3:58.757	7	15.975	
3875m	4:18.634	19			3875m	4:06.826	7		
4000m	4:27.346	19	17.364	16	4000m	4:15.041	7	16.284	

www.uec.ch

Report Created FRI 12 JAN 2024 15:40

Page 3/11



Institutional Partners



Partners



Local Organising Committee



10-14 January 2024

Men's Individual Pursuit / Poursuite individuelle hommes  
Qualifying / Qualifications  
Race Analysis / Analyse de la course

Heat 4

141 THIEBAUD Valere ()					129 MARTORELL HAGA Erik ()				
Distance	Time	Rank	Lap Time	Lap	Distance	Time	Rank	Lap Time	
125m	14.015	18			125m	13.382	6		
250m	22.365	17	22.365	1	250m	21.666	7	21.666	
375m	30.069	16			375m	29.577	11		
500m	37.633	13	15.268	2	500m	37.414	12	15.748	
625m	45.247	11			625m	45.168	10		
750m	52.845	10	15.212	3	750m	52.921	11	15.507	
875m	1:00.511	8			875m	1:00.664	13		
1000m	1:08.216	8	15.371	4	1000m	1:08.373	13	15.452	
1125m	1:15.913	8			1125m	1:16.090	9		
1250m	1:23.602	8	15.386	5	1250m	1:23.848	10	15.475	
1375m	1:31.312	8			1375m	1:31.591	10		
1500m	1:39.057	8	15.455	6	1500m	1:39.370	10	15.522	
1625m	1:46.816	8			1625m	1:47.225	10		
1750m	1:54.581	8	15.524	7	1750m	1:55.115	12	15.745	
1875m	2:02.292	8			1875m	2:03.013	12		
2000m	2:09.996	8	15.415	8	2000m	2:10.957	14	15.842	
2125m	2:17.762	8			2125m	2:18.929	15		
2250m	2:25.545	8	15.549	9	2250m	2:26.930	15	15.973	
2375m	2:33.316	8			2375m	2:35.006	15		
2500m	2:41.063	8	15.518	10	2500m	2:43.142	15	16.212	
2625m	2:48.789	8			2625m	2:51.364	15		
2750m	2:56.514	8	15.451	11	2750m	2:59.651	16	16.509	
2875m	3:04.251	9			2875m	3:08.035	16		
3000m	3:11.974	9	15.460	12	3000m	3:16.460	16	16.809	
3125m	3:19.695	9			3125m	3:24.959	16		
3250m	3:27.420	8	15.446	13	3250m	3:33.462	16	17.002	
3375m	3:35.121	7			3375m	3:42.052	17		
3500m	3:42.829	7	15.409	14	3500m	3:50.665	17	17.203	
3625m	3:50.586	6			3625m	3:59.248	17		
3750m	3:58.341	6	15.512	15	3750m	4:07.694	17	17.029	
3875m	4:06.137	6			3875m	4:16.225	17		
4000m	4:13.950	6	15.609	16	4000m	4:24.830	17	17.136	

www.uec.ch

Report Created FRI 12 JAN 2024 15:40

Page 4/11



Institutional Partners



Partners



Local Organising Committee



10-14 January 2024

Men's Individual Pursuit / Poursuite individuelle hommes  
Qualifying / Qualifications  
Race Analysis / Analyse de la course

Heat 5

117 CAIXAS Rodrigo ()					144 ANTONENKO Heorhii ()				
Distance	Time	Rank	Lap Time	Lap	Distance	Time	Rank	Lap Time	
125m	13.519	8			125m	13.707	13		
250m	21.578	5	21.578	1	250m	21.986	13	21.986	
375m	29.343	5			375m	29.926	13		
500m	37.042	4	15.464	2	500m	37.927	16	15.941	
625m	44.760	5			625m	46.026	17		
750m	52.578	6	15.536	3	750m	54.225	19	16.298	
875m	1:00.378	7			875m	1:02.453	19		
1000m	1:08.229	9	15.651	4	1000m	1:10.709	19	16.484	
1125m	1:16.136	12			1125m	1:18.920	19		
1250m	1:24.040	13	15.811	5	1250m	1:27.239	20	16.530	
1375m	1:31.937	14			1375m	1:35.571	20		
1500m	1:39.829	14	15.789	6	1500m	1:43.983	20	16.744	
1625m	1:47.732	15			1625m	1:52.382	20		
1750m	1:55.654	16	15.825	7	1750m	2:00.816	20	16.833	
1875m	2:03.585	16			1875m	2:09.259	20		
2000m	2:11.510	16	15.856	8	2000m	2:17.745	20	16.929	
2125m	2:19.439	16			2125m	2:26.190	20		
2250m	2:27.366	16	15.856	9	2250m	2:34.673	20	16.928	
2375m	2:35.331	16			2375m	2:43.155	20		
2500m	2:43.301	16	15.935	10	2500m	2:51.654	20	16.981	
2625m	2:51.559	16			2625m	3:00.011	20		
2750m	2:59.634	15	16.333	11	2750m	3:08.176	20	16.522	
2875m	3:07.733	15			2875m	3:16.558	20		
3000m	3:15.881	15	16.247	12	3000m	3:24.937	20	16.761	
3125m	3:23.996	15			3125m	3:33.267	20		
3250m	3:32.198	15	16.317	13	3250m	3:41.516	20	16.579	
3375m	3:40.448	15			3375m	3:49.735	20		
3500m	3:48.789	15	16.591	14	3500m	3:57.947	20	16.431	
3625m	3:57.177	15			3625m	4:06.223	20		
3750m	4:05.654	15	16.865	15	3750m	4:14.628	20	16.681	
3875m	4:14.148	15			3875m	4:23.297	20		
4000m	4:22.735	15	17.081	16	4000m	4:31.565	20	16.937	

www.uec.ch

Report Created FRI 12 JAN 2024 15:40

Page 5/11



Institutional Partners



Partners



Local Organising Committee



10-14 January 2024

Men's Individual Pursuit / Poursuite individuelle hommes  
Qualifying / Qualifications  
Race Analysis / Analyse de la course

Heat 6

106 KNOTTEN Iver Johan ()					138 BOGLI Noah ()				
Distance	Time	Rank	Lap Time	Lap	Distance	Time	Rank	Lap Time	
125m	14.203	19			125m	14.735	21		
250m	22.931	19	22.931	1	250m	23.344	20	23.344	
375m	30.833	19			375m	31.442	20		
500m	38.480	18	15.549	2	500m	39.526	20	16.182	
625m	46.034	18			625m	47.511	20		
750m	53.563	16	15.083	3	750m	55.483	20	15.957	
875m	1:01.147	15			875m	1:03.341	20		
1000m	1:08.786	14	15.223	4	1000m	1:11.166	20	15.683	
1125m	1:16.456	14			1125m	1:18.978	20		
1250m	1:24.135	14	15.349	5	1250m	1:26.779	19	15.613	
1375m	1:31.885	13			1375m	1:34.576	19		
1500m	1:39.637	13	15.502	6	1500m	1:42.359	19	15.580	
1625m	1:47.350	12			1625m	1:50.169	19		
1750m	1:55.043	10	15.406	7	1750m	1:57.943	18	15.584	
1875m	2:02.736	9			1875m	2:05.739	18		
2000m	2:10.472	9	15.429	8	2000m	2:13.557	18	15.614	
2125m	2:18.230	9			2125m	2:21.377	17		
2250m	2:26.001	9	15.529	9	2250m	2:29.236	17	15.679	
2375m	2:33.784	9			2375m	2:37.115	17		
2500m	2:41.570	10	15.569	10	2500m	2:45.007	17	15.771	
2625m	2:49.360	11			2625m	2:52.938	17		
2750m	2:57.179	11	15.609	11	2750m	3:00.936	17	15.929	
2875m	3:05.012	11			2875m	3:09.005	17		
3000m	3:12.820	11	15.641	12	3000m	3:17.151	17	16.215	
3125m	3:20.691	11			3125m	3:25.321	17		
3250m	3:28.595	11	15.775	13	3250m	3:33.556	17	16.405	
3375m	3:36.531	11			3375m	3:41.802	16		
3500m	3:44.471	11	15.876	14	3500m	3:50.090	16	16.534	
3625m	3:52.444	9			3625m	3:58.395	16		
3750m	4:00.378	9	15.907	15	3750m	4:06.777	16	16.687	
3875m	4:08.338	9			3875m	4:15.136	16		
4000m	4:16.251	8	15.873	16	4000m	4:23.562	16	16.785	

www.uec.ch

Report Created FRI 12 JAN 2024 15:40

Page 6/11



Institutional Partners



Partners



Local Organising Committee



10-14 January 2024

Men's Individual Pursuit / Poursuite individuelle hommes  
Qualifying / Qualifications  
Race Analysis / Analyse de la course

Heat 7

115 WOZNIAK Adam ()					125 BENNASSAR ROSSELLO ()				
Distance	Time	Rank	Lap Time	Lap	Distance	Time	Rank	Lap Time	
125m	13.947	17			125m	13.740	14		
250m	22.310	16	22.310	1	250m	22.174	14	22.174	
375m	30.027	15			375m	30.187	17		
500m	37.670	15	15.360	2	500m	38.066	17	15.892	
625m	45.308	13			625m	45.928	16		
750m	52.965	12	15.295	3	750m	53.867	17	15.801	
875m	1:00.630	11			875m	1:01.792	17		
1000m	1:08.371	12	15.406	4	1000m	1:09.725	18	15.858	
1125m	1:16.135	11			1125m	1:17.684	18		
1250m	1:23.926	12	15.555	5	1250m	1:25.645	18	15.920	
1375m	1:31.756	12			1375m	1:33.584	17		
1500m	1:39.608	12	15.682	6	1500m	1:41.504	17	15.859	
1625m	1:47.407	13			1625m	1:49.489	17		
1750m	1:55.235	13	15.627	7	1750m	1:57.524	17	16.020	
1875m	2:03.090	13			1875m	2:05.527	17		
2000m	2:10.977	15	15.742	8	2000m	2:13.549	17	16.025	
2125m	2:18.854	14			2125m	2:21.607	18		
2250m	2:26.756	14	15.779	9	2250m	2:29.767	18	16.218	
2375m	2:34.670	14			2375m	2:37.960	18		
2500m	2:42.611	14	15.855	10	2500m	2:46.208	18	16.441	
2625m	2:50.558	14			2625m	2:54.463	18		
2750m	2:58.502	14	15.891	11	2750m	3:02.745	18	16.537	
2875m	3:06.498	14			2875m	3:10.969	18		
3000m	3:14.465	14	15.963	12	3000m	3:19.230	18	16.485	
3125m	3:22.406	14			3125m	3:27.484	18		
3250m	3:30.336	14	15.871	13	3250m	3:35.815	18	16.585	
3375m	3:38.273	14			3375m	3:44.205	18		
3500m	3:46.190	14	15.854	14	3500m	3:52.678	18	16.863	
3625m	3:54.081	14			3625m	4:01.170	18		
3750m	4:01.952	14	15.762	15	3750m	4:09.749	18	17.071	
3875m	4:09.759	13			3875m	4:18.324	18		
4000m	4:17.628	13	15.676	16	4000m	4:26.919	18	17.170	

www.uec.ch

Report Created FRI 12 JAN 2024 15:40

Page 7/11



Institutional Partners



Partners



Local Organising Committee



10-14 January 2024

Men's Individual Pursuit / Poursuite individuelle hommes  
Qualifying / Qualifications  
Race Analysis / Analyse de la course

Heat 8

61 TANFIELD Charlie ()					48 HEINRICH Nicolas ()				
Distance	Time	Rank	Lap Time	Lap	Distance	Time	Rank	Lap Time	
125m	13.546	9			125m				
250m	21.808	11	21.808	1	250m				
375m	29.554	9			375m				
500m	37.136	7	15.328	2	500m				
625m	44.672	3			625m				
750m	52.222	4	15.086	3	750m				
875m	59.704	5			875m				
1000m	1:07.160	3	14.938	4	1000m				
1125m	1:14.597	3			1125m				
1250m	1:22.048	3	14.888	5	1250m				
1375m	1:29.494	3			1375m				
1500m	1:36.935	3	14.887	6	1500m				
1625m	1:44.348	3			1625m				
1750m	1:51.771	3	14.836	7	1750m				
1875m	1:59.175	3			1875m				
2000m	2:06.558	3	14.787	8	2000m				
2125m	2:13.941	2			2125m				
2250m	2:21.299	2	14.741	9	2250m				
2375m	2:28.684	2			2375m				
2500m	2:36.063	2	14.764	10	2500m				
2625m	2:43.473	2			2625m				
2750m	2:50.910	2	14.847	11	2750m				
2875m	2:58.312	2			2875m				
3000m	3:05.701	2	14.791	12	3000m				
3125m	3:13.162	3			3125m				
3250m	3:20.590	3	14.889	13	3250m				
3375m	3:28.024	3			3375m				
3500m	3:35.468	3	14.878	14	3500m				
3625m	3:42.982	2			3625m				
3750m	3:50.517	2	15.049	15	3750m				
3875m	3:58.046	2			3875m				
4000m	4:05.563	2	15.046	16	4000m				

www.uec.ch

Report Created FRI 12 JAN 2024 15:40

Page 8/11



Institutional Partners



Partners



Local Organising Committee



10-14 January 2024

Men's Individual Pursuit / Poursuite individuelle hommes  
Qualifying / Qualifications  
Race Analysis / Analyse de la course

Heat 9

83 GALLI Niccolo ()				Lap	91 KORNILOVS Vitalijs ()			
Distance	Time	Rank	Lap Time		Distance	Time	Rank	Lap Time
125m	13.305	3			125m	14.679	20	
250m	21.462	3	21.462	1	250m	23.542	21	23.542
375m	29.423	6			375m	31.861	21	
500m	37.354	9	15.892	2	500m	40.022	21	16.480
625m	45.250	12			625m	48.183	21	
750m	53.117	14	15.763	3	750m	56.356	21	16.334
875m	1:00.944	14			875m	1:04.479	21	
1000m	1:08.819	15	15.702	4	1000m	1:12.673	21	16.317
1125m	1:16.702	15			1125m	1:20.895	21	
1250m	1:24.489	15	15.670	5	1250m	1:29.144	21	16.471
1375m	1:32.260	15			1375m	1:37.380	21	
1500m	1:40.001	15	15.512	6	1500m	1:45.675	21	16.531
1625m	1:47.726	14			1625m	1:53.959	21	
1750m	1:55.507	14	15.506	7	1750m	2:02.313	21	16.638
1875m	2:03.260	15			1875m	2:10.694	21	
2000m	2:10.920	13	15.413	8	2000m	2:19.042	21	16.729
2125m	2:18.597	13			2125m	2:27.351	21	
2250m	2:26.213	11	15.293	9	2250m	2:35.687	21	16.645
2375m	2:33.884	10			2375m	2:44.080	21	
2500m	2:41.590	11	15.377	10	2500m	2:52.492	21	16.805
2625m	2:49.297	10			2625m	3:01.026	21	
2750m	2:57.020	10	15.430	11	2750m	3:09.605	21	17.113
2875m	3:04.807	10			2875m	3:18.177	21	
3000m	3:12.660	10	15.640	12	3000m	3:26.816	21	17.211
3125m	3:20.564	10			3125m	3:35.448	21	
3250m	3:28.478	10	15.818	13	3250m	3:44.168	21	17.352
3375m	3:36.509	10			3375m	3:52.922	21	
3500m	3:44.451	10	15.973	14	3500m	4:01.826	21	17.658
3625m	3:52.461	10			3625m	4:10.775	21	
3750m	4:00.517	10	16.066	15	3750m	4:19.718	21	17.892
3875m	4:08.658	10			3875m	4:28.587	21	
4000m	4:16.940	11	16.423	16	4000m	4:37.424	21	17.706

www.uec.ch

Report Created FRI 12 JAN 2024 15:40

Page 9/11



Institutional Partners



Partners



Local Organising Committee



10-14 January 2024

Men's Individual Pursuit / Poursuite individuelle hommes  
Qualifying / Qualifications  
Race Analysis / Analyse de la course

Heat 10

45 BUCK-GRAMCKO Tobias ()					35 ERMENAUULT Corentin ()				
Distance	Time	Rank	Lap Time	Lap	Distance	Time	Rank	Lap Time	
125m	13.370	5			125m	13.428	7		
250m	21.513	4	21.513	1	250m	21.738	9	21.738	
375m	29.180	2			375m	29.606	12		
500m	36.651	2	15.138	2	500m	37.363	10	15.625	
625m	44.044	1			625m	44.976	9		
750m	51.416	1	14.765	3	750m	52.586	7	15.223	
875m	58.805	1			875m	1:00.212	6		
1000m	1:06.191	1	14.775	4	1000m	1:07.893	6	15.307	
1125m	1:13.636	1			1125m	1:15.570	7		
1250m	1:21.194	1	15.003	5	1250m	1:23.271	7	15.378	
1375m	1:28.758	1			1375m	1:30.961	7		
1500m	1:36.284	2	15.090	6	1500m	1:38.637	6	15.366	
1625m	1:43.820	2			1625m	1:46.326	6		
1750m	1:51.334	2	15.050	7	1750m	1:54.053	6	15.416	
1875m	1:58.902	2			1875m	2:01.776	6		
2000m	2:06.461	2	15.127	8	2000m	2:09.520	6	15.467	
2125m	2:14.003	3			2125m	2:17.247	6		
2250m	2:21.560	3	15.099	9	2250m	2:24.984	6	15.464	
2375m	2:29.175	4			2375m	2:32.722	6		
2500m	2:36.802	4	15.242	10	2500m	2:40.484	6	15.500	
2625m	2:44.455	4			2625m	2:48.237	6		
2750m	2:52.075	4	15.273	11	2750m	2:55.999	6	15.515	
2875m	2:59.626	4			2875m	3:03.817	6		
3000m	3:07.172	4	15.097	12	3000m	3:11.666	7	15.667	
3125m	3:14.766	4			3125m	3:19.566	8		
3250m	3:22.338	4	15.166	13	3250m	3:27.450	9	15.784	
3375m	3:29.876	4			3375m	3:35.410	8		
3500m	3:37.384	4	15.046	14	3500m	3:43.471	8	16.021	
3625m	3:44.913	4			3625m	3:51.571	8		
3750m	3:52.412	4	15.028	15	3750m	3:59.765	8	16.294	
3875m	3:59.972	4			3875m	4:08.059	8		
4000m	4:07.715	4	15.303	16	4000m	4:16.388	9	16.623	

www.uec.ch

Report Created FRI 12 JAN 2024 15:40

Page 10/11



Institutional Partners



Partners



Local Organising Committee





10-14 January 2024

Men's Individual Pursuit / Poursuite individuelle hommes  
Qualifying / Qualifications  
Race Analysis / Analyse de la course

Heat 11

55 BIGHAM Daniel ()				Lap	14 VANDENBRANDEN Noah ()			
Distance	Time	Rank	Lap Time		Distance	Time	Rank	Lap Time
125m	13.861	16			125m	13.682	11	
250m	22.189	15	22.189	1	250m	21.835	12	21.835
375m	29.968	14			375m	29.531	8	
500m	37.651	14	15.462	2	500m	37.132	6	15.297
625m	45.337	15			625m	44.682	4	
750m	53.027	13	15.376	3	750m	52.156	3	15.024
875m	1:00.633	12			875m	59.654	2	
1000m	1:08.128	7	15.101	4	1000m	1:07.210	4	15.054
1125m	1:15.525	6			1125m	1:14.755	4	
1250m	1:22.869	5	14.741	5	1250m	1:22.294	4	15.084
1375m	1:30.248	5			1375m	1:29.845	4	
1500m	1:37.630	5	14.761	6	1500m	1:37.398	4	15.104
1625m	1:45.015	5			1625m	1:44.929	4	
1750m	1:52.384	4	14.754	7	1750m	1:52.518	5	15.120
1875m	1:59.752	4			1875m	2:00.125	5	
2000m	2:07.110	4	14.726	8	2000m	2:07.773	5	15.255
2125m	2:14.449	4			2125m	2:15.464	5	
2250m	2:21.753	4	14.643	9	2250m	2:23.183	5	15.410
2375m	2:29.061	3			2375m	2:30.909	5	
2500m	2:36.407	3	14.654	10	2500m	2:38.666	5	15.483
2625m	2:43.754	3			2625m	2:46.524	5	
2750m	2:51.103	3	14.696	11	2750m	2:54.532	5	15.866
2875m	2:58.455	3			2875m	3:02.613	5	
3000m	3:05.801	3	14.698	12	3000m	3:10.810	5	16.278
3125m	3:13.145	2			3125m	3:18.999	6	
3250m	3:20.489	2	14.688	13	3250m	3:27.268	7	16.458
3375m	3:27.838	2			3375m	3:35.704	9	
3500m	3:35.389	1	14.900	14	3500m	3:44.104	9	16.836
3625m	3:42.800	1			3625m	3:52.618	11	
3750m	3:50.298	1	14.909	15	3750m	4:01.303	12	17.199
3875m	3:57.862	1			3875m	4:10.165	14	
4000m	4:05.490	1	15.192	16	4000m	4:19.535	14	18.232

www.uec.ch

Report Created FRI 12 JAN 2024 15:40

Page 11/11



Institutional Partners



Partners



Local Organising Committee



**Men's Individual Pursuit / Poursuite individuelle hommes**  
**Qualifying / Qualifications**  
**Start List / Liste de départ**

Fri 12 Jan 2024 - Race distance: 4km

**World Record** 3:59.636 GANNA Filippo ITA Saint-Quentin-en-Yvelines (FRA) 14 OCT 2022

Heat	Race Number	Name	NAT	Time
1	84	GIAIMI Luca	ITA	_____
	26	BEVORT Carl-Frederik	DEN	_____
2	13	van den HAUTE Milan	BEL	_____
	31	PEDERSEN Rasmus	DEN	_____
3	148	HRYNIV Vitaliy	UKR	_____
	34	DENIS Thomas	FRA	_____
4	141	THIEBAUD Valere	SUI	_____
	129	MARTORELL HAGA Erik	ESP	_____
5	117	CAIXAS Rodrigo	POR	_____
	144	ANTONENKO Heorhii	UKR	_____
6	106	KNOTTEN Iver Johan	NOR	_____
	138	BOGLI Noah	SUI	_____
7	115	WOZNIAK Adam	POL	_____
	125	BENNASSAR ROSSELLO Joan Marti	ESP	_____
8	61	TANFIELD Charlie	GBR	_____
	48	HEINRICH Nicolas	GER	_____
9	83	GALLI Niccolo	ITA	_____
	91	KORNILOVS Vitalijs	LAT	_____
10	45	BUCK-GRAMCKO Tobias	GER	_____
	35	ERMENAULT Corentin	FRA	_____
11	55	BIGHAM Daniel	GBR	_____
	14	VANDENBRANDEN Noah	BEL	_____

**Progression rule:**

Fastest 2 riders race for Gold, and 3rd and 4th riders race for Bronze.

Men's Points Race / Course aux points hommes

Results / Résultats

Sun 14 Jan 2024 - Race distance: 160 laps (40km) with 16 sprints

Elapsed time: 45:06

Average Speed: 53.215km/h

Rank	Race No.	Name	NAT	Sprint Number																Finish Order	Lap Points			Total Points	
				1	2	3	4	5	6	7	8	9	10	11	12	13	14	15	16		+	-	Balance		
1	28	LARSEN Niklas	DEN			1	2	5	2		3		5			5	1		2	4	40		40	66	
2	130	MORA VEDRI Sebastian	ESP			5					5		3	2		3			8	40		40	58		
3	40	NILSSON-JULIEN Oscar	FRA				5	2	3		2	2	2		5		3	1	6	20		20	45		
4	94	DORENBOS Yanne	NED		5							3	1	5				2	5	5	20		20	41	
5	59	PERRETT William	GBR				3	3	5								1		4	3	20		20	36	
6	119	NARCISO Diogo	POR			3					3						2		5	3	14	20	20	36	
7	2	RITZINGER Felix	AUT	5							2									9	20		20	27	
8	148	HRYNIV Vitaliy	UKR	2																15	20		20	22	
9	120	CRISTA Daniel	ROU								5		5		1					10	1			21	
10	71	DRIJVER Bertold	HUN		3						1	1			3	3				2	11			13	
11	18	KRENEK Adam	CZE	3									1							6	2	20	20	0	10
12	142	VITZTHUM Simon	SUI	1	2					1								1	2		7	20	20	0	7
13	121	CHREN Martin	SVK																		12				0
14	8	GHYS Robbe	BEL																		16				0
15	90	SCARTEZZINI Michele	ITA			2	1	1													13		20	-20	-16
16	78	YOGEV Alon	ISR																		10		20	-20	-20
17	44	BOOS Benjamin	GER																				40	-40	DNF
18	112	RUDYK Bartosz	POL		1																		40	-40	DNF
19	136	JOHANSSON Gustav	SWE																				60	-60	DNF
20	67	BOUTOPOULOS Georgios	GRE																				40	-40	DNF
21	91	KORNILOVS Vitalijs	LAT																				20	-20	DNF

<b>LEGEND</b>	-	Points lost	+	Points gained	DNF	Did Not Finish	No.	Number
---------------	---	-------------	---	---------------	-----	----------------	-----	--------



Men's Points Race / Course aux points hommes

Start List / Liste de départ

Sun 14 Jan 2024 - Race distance: 160 laps (40km) with 16 sprints

Race Number	Name	NAT
-------------	------	-----

At the fence

59	PERRETT William	GBR
18	KRENEK Adam	CZE
78	YOGEV Alon	ISR
90	SCARTEZZINI Michele	ITA
119	NARCISO Diogo	POR
120	CRISTA Daniel	ROU
148	HRYNIV Vitaliy	UKR
40	NILSSON-JULIEN Oscar	FRA
112	RUDYK Bartosz	POL
67	BOUTOPOULOS Georgios	GRE
94	DORENBOS Yanne	NED

At the blue band

71	DRIJVER Bertold	HUN
136	JOHANSSON Gustav	SWE
8	GHYS Robbe	BEL
142	VITZTHUM Simon	SUI
121	CHREN Martin	SVK
2	RITZINGER Felix	AUT
130	MORA VEDRI Sebastian	ESP
91	KORNILOVS Vitalijs	LAT
44	BOOS Benjamin	GER
28	LARSEN Niklas	DEN

Men's Scratch Race / Course scratch hommes

Results / Résultats

Fri 12 Jan 2024 - Race distance: 60 laps (15km)

Elapsed time: 16:40

Average Speed: 54.000km/h

Rank	Race Number	Name	NAT	Comments
GOLD	118	LEITAO Iuri	POR	
SILVER	4	WAFLEER Tim	AUT	
BRONZE	27	HANSEN Tobias	DEN	
4	65	VERNON Ethan	GBR	
5	130	MORA VEDRI Sebastian	ESP	
6	22	VONEŠ Jan	CZE	
7	7	DENS Tuur	BEL	
8	40	NILSSON-JULIEN Oscar	FRA	
9	141	THIEBAUD Valere	SUI	
10	112	RUDYK Bartosz	POL	
11	75	LOGINOV Vladyslav	ISR	-1 Lap
12	44	BOOS Benjamin	GER	-1 Lap
13	92	NEMILOSTIVIJS George	LAT	-1 Lap
14	147	GLADYSH Roman	UKR	-1 Lap
15	82	FIORIN Matteo	ITA	-1 Lap
16	121	CHREN Martin	SVK	-1 Lap
17	136	JOHANSSON Gustav	SWE	-1 Lap
18	120	CRISTA Daniel	ROU	-1 Lap
19	95	EEFTING-BLOEM Roy	NED	-1 Lap
20	67	BOUTOPOULOS Georgios	GRE	DNF

LEGEND

DNF Did Not Finish

Men's Scratch Race / Course scratch hommes

Start List / Liste de départ

Fri 12 Jan 2024 - Race distance: 60 laps (15km)

Race Number	Name	NAT
-------------	------	-----

At the fence

95	EEFTING-BLOEM Roy	NED
27	HANSEN Tobias	DEN
121	CHREN Martin	SVK
147	GLADYSH Roman	UKR
75	LOGINOV Vladyslav	ISR
44	BOOS Benjamin	GER
130	MORA VEDRI Sebastian	ESP
92	NEMILOSTIVIJS George	LAT
112	RUDYK Bartosz	POL
141	THIEBAUD Valere	SUI

At the blue band

7	DENS Tuur	BEL
4	WAFLER Tim	AUT
22	VONEŠ Jan	CZE
118	LEITAO Iuri	POR
136	JOHANSSON Gustav	SWE
82	FIORIN Matteo	ITA
40	NILSSON-JULIEN Oscar	FRA
120	CRISTA Daniel	ROU
67	BOUTOPOULOS Georgios	GRE
65	VERNON Ethan	GBR

Men's Elimination Race / Course par élimination hommes

Results / Résultats

Wed 10 Jan 2024

Rank	Race Number	Name	NAT
GOLD	27	HANSEN Tobias	DEN
SILVER	62	TIDBALL William	GBR
BRONZE	9	HESTERS Jules	BEL
4	4	WAFLEER Tim	AUT
5	37	GRONDIN Donovan	FRA
6	54	TEUTENBERG Tim Torn	GER
7	97	HEIJNEN Philip	NED
8	143	VOGEL Alex	SUI
9	119	NARCISO Diogo	POR
10	22	VONEŠ Jan	CZE
11	90	SCARTEZZINI Michele	ITA
12	74	KEINAN Amit	ISR
13	122	ROVDER Pavol	SVK
14	92	NEMILOSTIVIJS George	LAT
15	129	MARTORELL HAGA Erik	ESP
16	115	WOZNIAK Adam	POL
17	147	GLADYSH Roman	UKR

**No. 119 NARCISO Diogo (POR)**

Has been relegated for dangerous riding during the race.

A été déclassé(e) pour manoeuvre dangereuse au cours de l'épreuve.

Men's Elimination Race / Course par élimination hommes

Start List / Liste de départ

Wed 10 Jan 2024

Race Number	Name	NAT
-------------	------	-----

At the fence

90	SCARTEZZINI Michele	ITA
54	TEUTENBERG Tim Torn	GER
37	GRONDIN Donavan	FRA
143	VOGEL Alex	SUI
4	WAFLER Tim	AUT
115	WOZNIAK Adam	POL
129	MARTORELL HAGA Erik	ESP
119	NARCISO Diogo	POR
92	NEMILOSTIVIJS George	LAT

At the blue band

62	TIDBALL William	GBR
22	VONEŠ Jan	CZE
97	HEIJNEN Philip	NED
9	HESTERS Jules	BEL
27	HANSEN Tobias	DEN
147	GLADYSH Roman	UKR
74	KEINAN Amit	ISR
122	ROVDER Pavol	SVK



## Men's Omnium / Omnium hommes

### Final Classification / Classement final

Rank	Race Number	Name	NAT	Scratch Race 1/4	Tempo Race 2/4	Elimination Race 3/4	Sub Total Points	Points Race 4/4 (100 Laps - 25 Km)										Total Points			
								Sprint Points											Lap Points		Finish Order
								1	2	3	4	5	6	7	8	9	10		+	-	
GOLD	58	HAYTER Ethan	GBR	38 (2)	32 (5)	26 (8)	96 (4)		5	5	5			3	5	2			5	121	
SILVER	28	LARSEN Niklas	DEN	34 (4)	30 (6)	28 (7)	92 (6)				3			5		1		20	16	121	
BRONZE	12	van den BOSSCHE Fabio	BEL	32 (5)	40 (1)	40 (1)	112 (1)			3	1	1		1					13	118	
	4	DORENBOS Yanne	NED	40 (1)	38 (2)	32 (5)	110 (2)			1						4			3	115	
	5	ALVES OLIVEIRA Rui Felipe	POR	24 (9)	18 (12)	38 (2)	80 (8)					5	3		2		20		17	110	
	6	TEUTENBERG Tim Torn	GER	30 (6)	36 (3)	30 (6)	96 (5)		3		2		1	2	1				12	105	
	7	BANASZEK Alan	POL	26 (8)	26 (8)	36 (3)	88 (7)	5	2							6			2	101	
	8	CONSONNI Simone	ITA	36 (3)	28 (7)	34 (4)	98 (3)			2									18	100	
	9	KOKAS Raphael	AUT	22 (10)	34 (4)	12 (15)	68 (9)					3	5				20		14	96	
	10	VOGEL Alex	SUI	2 (20)	22 (10)	24 (9)	48 (11)		1			2	2		3		10	20	1	86	
	11	TORRES BARCELO Albert	ESP	28 (7)	20 (11)	18 (12)	66 (10)									3	2		4	71	
	12	DRIJVER Bertold	HUN	10 (16)	14 (14)	20 (11)	44 (12)							20 (11)	5				8	49	
	13	KNOTTEN Iver Johan	NOR	8 (17)	24 (9)	4 (19)	36 (16)	1											15	37	
	14	ŠTEC Radovan	CZE	18 (12)	6 (18)	16 (13)	40 (13)	2										20	9	22	
	15	CRISTA Daniel	ROU	16 (13)	12 (15)	10 (16)	38 (15)											20	6	18	
	16	TENE Rotem	ISR	14 (14)	16 (13)	8 (17)	38 (14)											20	10	18	
	17	CHREN Martin	SVK	12 (15)	10 (16)	2 (20)	24 (18)	3										20	7	7	
	18	JOHANSSON Gustav	SWE	1 (21)	2 (20)	14 (14)	17 (20)											20	11	-3	
	19	KABASHNYI Valentyn	UKR	4 (19)	4 (19)	22 (10)	30 (17)											40	DNF	-10	
	20	NEMILOSTIVIJS George	LAT	6 (18)	8 (17)	6 (18)	20 (19)											40	DNF	-20	
		42	THOMAS Benjamin	FRA	20 (11)	DNS														DNF	
		67	BOUTOPOULOS Georgios	GRE	-39 (22)	DNS														DNF	
								Elapsed Time: 28:09 - Average Speed: 53.286km/h													

Communiqué approved by the Secretary of the Commissaires Panel:

**Note:**

Points scale for the first three races: 1st: 40 points, 2nd: 38 points, 3rd: 36 points, etc.

**LEGEND**

+ Points gained      - Points lost      **DNF** Did Not Finish      **DNS** Did Not Start      **nn (x)** Points (Rank)

www.uec.ch

Report Created SAT 13 JAN 2024 21:24

Page 1/1

**ALE** **vittoria**  
UEC Official Suppliers

Men's Omnium / Omnium hommes

Results Progression / Tableau de progression

Rank	Race Number	Name	NAT		Scrach Race 1/4		Tempo Race 2/4		Elimination Race 3/4		Points Race 4/4
					Rank	Points	Rank	Points	Rank	Points	Points
1	58	HAYTER Ethan	GBR	Race result:	2	38	5	32	8	26	25
				Overall:	2	38	3	70	4	96	121
2	28	LARSEN Niklas	DEN	Race result:	4	34	6	30	7	28	29
				Overall:	4	34	6	64	6	92	121
3	12	van den BOSSCHE Fabio	BEL	Race result:	5	32	1	40	1	40	6
				Overall:	5	32	2	72	1	112	118
4	94	DORENBOS Yanne	NED	Race result:	1	40	2	38	5	32	5
				Overall:	1	40	1	78	2	110	115
5	116	ALVES OLIVEIRA Rui Felipe	POR	Race result:	9	24	12	18	2	38	30
				Overall:	9	24	10	42	8	80	110
6	54	TEUTENBERG Tim Torn	GER	Race result:	6	30	3	36	6	30	9
				Overall:	6	30	4	66	5	96	105
7	107	BANASZEK Alan	POL	Race result:	8	26	8	26	3	36	13
				Overall:	8	26	8	52	7	88	101
8	81	CONSONNI Simone	ITA	Race result:	3	36	7	28	4	34	2
				Overall:	3	36	5	64	3	98	100
9	1	KOKAS Raphael	AUT	Race result:	10	22	4	34	15	12	28
				Overall:	10	22	7	56	9	68	96
10	143	VOGEL Alex	SUI	Race result:	20	2	10	22	9	24	38
				Overall:	20	2	14	24	11	48	86
11	134	TORRES BARCELO Albert	ESP	Race result:	7	28	11	20	12	18	5
				Overall:	7	28	9	48	10	66	71
12	71	DRIJVER Bertold	HUN	Race result:	16	10	14	14	11	20	5
				Overall:	16	10	16	24	12	44	49
13	106	KNOTTEN Iver Johan	NOR	Race result:	17	8	9	24	19	4	1
				Overall:	17	8	11	32	16	36	37
14	24	ŠTEC Radovan	CZE	Race result:	12	18	18	6	13	16	-18
				Overall:	12	18	15	24	13	40	22
15	120	CRISTA Daniel	ROU	Race result:	13	16	15	12	16	10	-20
				Overall:	13	16	13	28	15	38	18
16	76	TENE Rotem	ISR	Race result:	14	14	13	16	17	8	-20
				Overall:	14	14	12	30	14	38	18
17	121	CHREN Martin	SVK	Race result:	15	12	16	10	20	2	-17
				Overall:	15	12	17	22	18	24	7
18	136	JOHANSSON Gustav	SWE	Race result:	21	1	20	2	14	14	-20
				Overall:	21	1	20	3	20	17	-3
19	149	KABASHNYI Valentyn	UKR	Race result:	19	4	19	4	10	22	DNF
				Overall:	19	4	19	8	17	30	-10
20	92	NEMILOSTIVJS George	LAT	Race result:	18	6	17	8	18	6	DNF
				Overall:	18	6	18	14	19	20	-20
	42	THOMAS Benjamin	FRA	Race result:	11	20	DNS				DNF
				Overall:	11	20					DNF
	67	BOUTOPOULOS Georgios	GRE	Race result:	22	-39	DNS				DNF
				Overall:	22	-39					DNF

Men's Omnium / Omnium hommes

Results Progression / Tableau de progression

Rank	Race Number	Name	NAT	Scrach Race 1/4		Tempo Race 2/4		Elimination Race 3/4		Points Race 4/4
				Rank	Points	Rank	Points	Rank	Points	Points

**Note:**  
Points scale for the first three races: 1st: 40 points, 2nd: 38 points, 3rd: 36 points, etc.

**LEGEND**  
**DNF** Did Not Finish      **DNS** Did Not Start      **No.** Number



Men's Omnium / Omnium hommes  
Points Race 4\4 / Course aux points 4\4  
Results / Résultats

Sat 13 Jan 2024 - Race distance: 100 laps (25km) with 10 sprints  
Elapsed time: 28:09 Average Speed: 53.286km/h

Rank	Race No.	Name	NAT	Sprint Number										Finish Order	Lap Points			Total Points		
				1	2	3	4	5	6	7	8	9	10		+	-	Balance			
1	143	VOGEL Alex	SUI		1				2	2			3		10	1	20		20	38
2	116	ALVES OLIVEIRA Rui Felipe	POR					5	3			2				17	20		20	30
3	28	LARSEN Niklas	DEN				3			5			1			16	20		20	29
4	1	KOKAS Raphael	AUT					3	5							14	20		20	28
5	58	HAYTER Ethan	GBR		5	5	5				3	5	2			5				25
6	107	BANASZEK Alan	POL	5	2									6		2				13
7	54	TEUTENBERG Tim Torn	GER		3		2		1	2	1					12				9
8	12	van den BOSSCHE Fabio	BEL			3	1	1		1						13				6
9	94	DORENBOS Yanne	NED			1								4		3				5
10	134	TORRES BARCELO Albert	ESP									3	2			4				5
11	71	DRIJVER Bertold	HUN										5			8				5
12	81	CONSONNI Simone	ITA			2										18				2
13	106	KNOTTEN Iver Johan	NOR	1												15				1
14	121	CHREN Martin	SVK	3												7	20	-20		-17
15	24	ŠTEC Radovan	CZE	2												9	20	-20		-18
16	120	CRISTA Daniel	ROU													6	20	-20		-20
17	76	TENE Rotem	ISR													10	20	-20		-20
18	136	JOHANSSON Gustav	SWE													11	20	-20		-20
19	149	KABASHNYI Valentyn	UKR														40	-40		DNF
20	92	NEMILOSTIVIJS George	LAT														40	-40		DNF

LEGEND

- Points lost      + Points gained      DNF Did Not Finish      No. Number

**Men's Omnium / Omnium hommes**  
**Points Race 4\4 / Course aux points 4\4**  
**Start List / Liste de départ**

Sat 13 Jan 2024 - Race distance: 100 laps (25km) with 10 sprints

Race Number	Name	NAT
-------------	------	-----

**At the fence**

12	van den BOSSCHE Fabio	BEL
81	CONSONNI Simone	ITA
54	TEUTENBERG Tim Torn	GER
107	BANASZEK Alan	POL
1	KOKAS Raphael	AUT
143	VOGEL Alex	SUI
24	ŠTEC Radovan	CZE
120	CRISTA Daniel	ROU
149	KABASHNYI Valentyn	UKR
92	NEMILOSTIVIJS George	LAT

**At the blue band**

94	DORENBOS Yanne	NED
58	HAYTER Ethan	GBR
28	LARSEN Niklas	DEN
116	ALVES OLIVEIRA Rui Felipe	POR
134	TORRES BARCELO Albert	ESP
71	DRIJVER Bertold	HUN
76	TENE Rotem	ISR
106	KNOTTEN Iver Johan	NOR
121	CHREN Martin	SVK
136	JOHANSSON Gustav	SWE

Men's Omnium / Omnium hommes  
Elimination Race 3\4 / Course par élimination 3\4  
Results / Résultats

Sat 13 Jan 2024

Elapsed time: 10:40

Average Speed: 52.031km/h

Rank	Race Number	Name	NAT
1	12	van den BOSSCHE Fabio	BEL
2	116	ALVES OLIVEIRA Rui Felipe	POR
3	107	BANASZEK Alan	POL
4	81	CONSONNI Simone	ITA
5	94	DORENBOS Yanne	NED
6	54	TEUTENBERG Tim Torn	GER
7	28	LARSEN Niklas	DEN
8	58	HAYTER Ethan	GBR
9	143	VOGEL Alex	SUI
10	149	KABASHNYI Valentyn	UKR
11	71	DRIJVER Bertold	HUN
12	134	TORRES BARCELO Albert	ESP
13	24	ŠTEC Radovan	CZE
14	136	JOHANSSON Gustav	SWE
15	1	KOKAS Raphael	AUT
16	120	CRISTA Daniel	ROU
17	76	TENE Rotem	ISR
18	92	NEMILOSTIVIJS George	LAT
19	106	KNOTTEN Iver Johan	NOR
20	121	CHREN Martin	SVK

**No. 134 TORRES BARCELO Albert (ESP)**

Has been relegated for entering the sprinter's lane when the opponent was already there.

A été déclassé(e) pour être entré dans le couloir des sprinters alors que son adversaire s'y trouvait déjà.

**Men's Omnium / Omnium hommes**  
**Elimination Race 3\4 / Course par élimination 3\4**  
**Start List / Liste de départ**

Sat 13 Jan 2024

Race Number	Name	NAT
-------------	------	-----

**At the fence**

94	DORENBOS Yanne	NED
58	HAYTER Ethan	GBR
81	CONSONNI Simone	ITA
1	KOKAS Raphael	AUT
134	TORRES BARCELO Albert	ESP
106	KNOTTEN Iver Johan	NOR
120	CRISTA Daniel	ROU
24	ŠTEC Radovan	CZE
121	CHREN Martin	SVK
149	KABASHNYI Valentyn	UKR

**At the blue band**

12	van den BOSSCHE Fabio	BEL
54	TEUTENBERG Tim Torn	GER
28	LARSEN Niklas	DEN
107	BANASZEK Alan	POL
116	ALVES OLIVEIRA Rui Felipe	POR
76	TENE Rotem	ISR
143	VOGEL Alex	SUI
71	DRIJVER Bertold	HUN
92	NEMILOSTIVIJS George	LAT
136	JOHANSSON Gustav	SWE

Men's Omnium / Omnium hommes  
Tempo Race 2\4 / Course tempo 2\4  
Results / Résultats

Sat 13 Jan 2024 - Race distance: 40 laps (10km)

Elapsed time: 10:26

Average Speed: 57.508km/h

Rank	Race Number	Name	NAT	Sprints Won	Lap Points		Finish Order	Total Points
					+	-		
1	12	van den BOSSCHE Fabio	BEL	13, 14, 15, 16	20	20	10	24
2	94	DORENBOS Yanne	NED	9, 17	20	20	15	22
3	54	TEUTENBERG Tim Torn	GER	8, 21, 22, 23, 24, 25, 26, 27, 28, 29, 30, 31			14	12
4	1	KOKAS Raphael	AUT	32, 33, 34, 35, 36			1	5
5	58	HAYTER Ethan	GBR	2, 3, 11, 18			7	4
6	28	LARSEN Niklas	DEN	5, 12, 19			8	3
7	81	CONSONNI Simone	ITA	6, 7			11	2
8	107	BANASZEK Alan	POL	20			9	1
9	106	KNOTTEN Iver Johan	NOR	4			17	1
10	143	VOGEL Alex	SUI	1	20	-20	2	-19
11	134	TORRES BARCELO Albert	ESP	10	20	-20	3	-19
12	116	ALVES OLIVEIRA Rui Felipe	POR		20	-20	4	-20
13	76	TENE Rotem	ISR		20	-20	5	-20
14	71	DRIJVER Bertold	HUN		20	-20	6	-20
15	120	CRISTA Daniel	ROU		20	-20	12	-20
16	121	CHREN Martin	SVK		20	-20	13	-20
17	92	NEMILOSTIVIJS George	LAT		20	-20	16	-20
18	24	ŠTEC Radovan	CZE		20	-20	18	-20
19	149	KABASHNYI Valentyn	UKR		20	-20	19	-20
20	136	JOHANSSON Gustav	SWE		20	-20	20	-20
	42	THOMAS Benjamin	FRA					DNS
	67	BOUTOPOULOS Georgios	GRE					DNS

LEGEND

- Points lost      + Points gained      DNS Did Not Start

www.uec.ch

Report Created SAT 13 JAN 2024 18:16

Page 1/1



Institutional Partners



Partners



Local Organising Committee





**Men's Omnium / Omnium hommes**  
**Tempo Race 2\4 / Course tempo 2\4**  
**Start List / Liste de départ**

Sat 13 Jan 2024 - Race distance: 40 laps (10km)

Race Number	Name	NAT
-------------	------	-----

**At the fence**

94	DORENBOS Yanne	NED
81	CONSONNI Simone	ITA
12	van den BOSSCHE Fabio	BEL
134	TORRES BARCELO Albert	ESP
116	ALVES OLIVEIRA Rui Felipe	POR
42	THOMAS Benjamin	FRA
120	CRISTA Daniel	ROU
121	CHREN Martin	SVK
106	KNOTTEN Iver Johan	NOR
149	KABASHNYI Valentyn	UKR
136	JOHANSSON Gustav	SWE

**At the blue band**

58	HAYTER Ethan	GBR
28	LARSEN Niklas	DEN
54	TEUTENBERG Tim Torn	GER
107	BANASZEK Alan	POL
1	KOKAS Raphael	AUT
24	ŠTEC Radovan	CZE
76	TENE Rotem	ISR
71	DRIJVER Bertold	HUN
92	NEMILOSTIVIJS George	LAT
143	VOGEL Alex	SUI
67	BOUTOPOULOS Georgios	GRE

Men's Omnium / Omnium hommes  
Scratch Race 1\4 / Course scratch 1\4  
Results / Résultats

Sat 13 Jan 2024 - Race distance: 40 laps (10km)

Elapsed time: 10:46

Average Speed: 55.728km/h

Rank	Race Number	Name	NAT	Comments
1	94	DORENBOS Yanne	NED	
2	58	HAYTER Ethan	GBR	
3	81	CONSONNI Simone	ITA	
4	28	LARSEN Niklas	DEN	
5	12	van den BOSSCHE Fabio	BEL	
6	54	TEUTENBERG Tim Torn	GER	-1 Lap
7	134	TORRES BARCELO Albert	ESP	-1 Lap
8	107	BANASZEK Alan	POL	-1 Lap
9	116	ALVES OLIVEIRA Rui Felipe	POR	-1 Lap
10	1	KOKAS Raphael	AUT	-1 Lap
11	42	THOMAS Benjamin	FRA	-1 Lap
12	24	ŠTEC Radovan	CZE	-1 Lap
13	120	CRISTA Daniel	ROU	-1 Lap
14	76	TENE Rotem	ISR	-1 Lap
15	121	CHREN Martin	SVK	-1 Lap
16	71	DRIJVER Bertold	HUN	-1 Lap
17	106	KNOTTEN Iver Johan	NOR	-1 Lap
18	92	NEMILOSTIVIJS George	LAT	-2 Laps
19	149	KABASHNYI Valentyn	UKR	-2 Laps
20	143	VOGEL Alex	SUI	-2 Laps
21	136	JOHANSSON Gustav	SWE	-2 Laps
22	67	BOUTOPOULOS Georgios	GRE	DNF

LEGEND

DNF Did Not Finish

**Men's Omnium / Omnium hommes**  
**Scratch Race 1\4 / Course scratch 1\4**  
**Start List / Liste de départ**

Sat 13 Jan 2024 - Race distance: 40 laps (10km)

Race Number	Name	NAT
-------------	------	-----

**At the fence**

42	THOMAS Benjamin	FRA
12	van den BOSSCHE Fabio	BEL
107	BANASZEK Alan	POL
76	TENE Rotem	ISR
136	JOHANSSON Gustav	SWE
94	DORENBOS Yanne	NED
92	NEMILOSTIVIJS George	LAT
24	ŠTEC Radovan	CZE
149	KABASHNYI Valentyn	UKR
116	ALVES OLIVEIRA Rui Felipe	POR
58	HAYTER Ethan	GBR

**At the blue band**

54	TEUTENBERG Tim Torn	GER
120	CRISTA Daniel	ROU
28	LARSEN Niklas	DEN
71	DRIJVER Bertold	HUN
81	CONSONNI Simone	ITA
1	KOKAS Raphael	AUT
143	VOGEL Alex	SUI
121	CHREN Martin	SVK
106	KNOTTEN Iver Johan	NOR
67	BOUTOPOULOS Georgios	GRE
134	TORRES BARCELO Albert	ESP

Men's Madison / Madison hommes

Results / Résultats

Thu 11 Jan 2024 - Race distance: 200 laps (50km) with 20 sprints

Elapsed time: 51:28

Average Speed: 58.290km/h

Rank	Race Number	NAT Name	Sprint Number																				Lap Points			Finish Order	Points
			1	2	3	4	5	6	7	8	9	10	11	12	13	14	15	16	17	18	19	20	+	-	Balance		
GOLD	2	<b>GER - Germany</b>		5			5	5		5		1	1	5	3	3	3		3	3		2	20		20	4	64
		Black KLUGE Roger																									
		Red REINHARDT Theo																									
SILVER	4	<b>FRA - France</b>	5	1	5	1		3		1	1	5		1		5	5		2	5			20		20	5	60
		Black BOUDAT Thomas																									
		Red GRONDIN Donovan																									
BRONZE	5	<b>DEN - Denmark</b>	3				1	2	5		5	2	2	3		1		1		1		4	20		20	3	50
		Black MORKOV Michael																									
		Red STORM Theodor																									
4	11	<b>POR - Portugal</b>							2						5				5	5	10		20		20	1	47
		Black ALVES OLIVEIRA Rui Felipe																									
		Red LEITAO Iuri																									
5	6	<b>BEL - Belgium</b>		2		2	3	1				3				2	2	5		2			20		20	6	42
		Black de VYLDER Lindsay																									
		Red van den BOSSCHE Fabio																									
6	9	<b>POL - Poland</b>	1							2							1						20		20	12	24
		Black BANASZEK Alan																									
		Red PSZCZOLARSKI Wojciech																									
7	7	<b>GBR - Great Britain</b>			2		2			3	3		3					3	1		2					7	19
		Black HAYTER Ethan																									
		Red STEWART Mark																									
8	1	<b>NED - Netherlands</b>			3	5			3		2		5													13	18
		Black HAVIK Yoeri																									
		Red van SCHIP Jan Willem																									
9	3 w	<b>ITA - Italy</b>		3					1						2			2			3	6				2	17
		Black CONSONNI Simone																									
		Red SCARTEZZINI Michele																									
10	10	<b>ESP - Spain</b>				3															1					8	4
		Black MORA VEDRI Sebastian																									
		Red TORRES BARCELO Albert																									
11	13	<b>SUI - Switzerland</b>	2											1												10	3
		Black RUEGG Lukas																									
		Red VITZTHUM Simon																									
12	12	<b>CZE - Czechia</b>											2										20	20	0	9	2
		Black RUGOVAC Denis																									
		Red VONEŠ Jan																									
13	8	<b>AUT - Austria</b>			1																					11	1
		Black RITZINGER Felix																									
		Red SCHMIDBAUER Maximilian																									
14	14 w	<b>UKR - Ukraine</b>																						40	-40		DNF
		Black YAKOVLEV Mykyta																									
		Red YAKOVLEV Daniil																									



Men's Madison / Madison hommes

Start List / Liste de départ

Thu 11 Jan 2024 - Race distance: 200 laps (50km) with 20 sprints

Race Number	NAT	Colour	Name
<b>At the fence</b>			
1	NED - Netherlands	BLACK RED	HAVIK Yoeri van SCHIP Jan Willem
3	ITA - Italy	BLACK RED	CONSONNI Simone SCARTEZZINI Michele
5	DEN - Denmark	BLACK RED	MORKOV Michael STORM Theodor
7	GBR - Great Britain	BLACK RED	HAYTER Ethan STEWART Mark
9	POL - Poland	BLACK RED	BANASZEK Alan PSZCZOLARSKI Wojciech
11	POR - Portugal	BLACK RED	ALVES OLIVEIRA Rui Felipe LEITAO Iuri
13	SUI - Switzerland	BLACK RED	RUEGG Lukas VITZTHUM Simon
15	ISR - Israel	BLACK RED	KEINAN Amit LOGINOV Vladislav
<b>At the blue band</b>			
2	GER - Germany	BLACK RED	KLUGE Roger REINHARDT Theo
4	FRA - France	BLACK RED	BOUDAT Thomas GRONDIN Donavan
6	BEL - Belgium	BLACK RED	de VYLDER Lindsay van den BOSSCHE Fabio
8	AUT - Austria	BLACK RED	RITZINGER Felix SCHMIDBAUER Maximilian
10	ESP - Spain	BLACK RED	MORA VEDRI Sebastian TORRES BARCELO Albert
12	CZE - Czechia	BLACK RED	RUGOVAC Denis VONEŠ Jan

Men's Madison / Madison hommes

Start List / Liste de départ

Thu 11 Jan 2024 - Race distance: 200 laps (50km) with 20 sprints

Race Number	NAT	Colour	Name
14	UKR - Ukraine	BLACK	YAKOVLEV Mykyta
		RED	YAKOVLEV Daniil
16	SVK - Slovakia	BLACK	CHREN Martin
		RED	ROVDER Pavol

Women's Team Sprint / Vitesse par équipe femmes

Final Classification / Classement final

Wed 10 Jan 2024 - Race distance: 3 laps

World Record	45.848 GER - Germany	Glasgow (GBR)	3 AUG 2023
--------------	----------------------	---------------	------------

Rank	NAT / Name	Lap 1	Lap 2 Lap 1-2	Time Lap 2-3	Average Speed km/h
------	------------	-------	------------------	-----------------	--------------------------

**For Gold**

GOLD	<b>1 GER - Germany</b>	18.650	32.105	<b>45.899</b>	58.825
	31 FRIEDRICH Lea Sophie		13.455	13.794	
	32 GRABOSCH Pauline Sophie				
	33 HINZE Emma				
SILVER	<b>2 GBR - Great Britain</b>	18.750	32.475	<b>46.151</b>	58.504
	42 CAPEWELL Sophie		13.725	13.676	
	44 FINUCANE Emma				
	47 MARCHANT Katy				
	50 THOMAS Lowri (R)				

**For Bronze**

BRONZE	<b>3 NED - Netherlands</b>	19.247	32.755	<b>46.754</b>	57.749
	70 LAMBERINK Kyra		13.508	13.999	
	75 van de WOUW Hetty				
	73 van der PEET Steffie				
	<b>4 POL - Poland</b>	18.860	32.845	<b>47.189</b>	57.217
	77 KARWACKA Marlena		13.985	14.344	
	79 LOS Urszula				
	84 SIBIAK Nikola				

**Placed after First Round**

<b>5 FRA - France</b>	26 GROS Mathilde
	27 KOUAME Taky Marie Divine
	29 MICHAUX Julie
<b>6 UKR - Ukraine</b>	103 BILETSKA Alla
	106 LOHVINIUK Oleksandra
	107 STARIKOVA Olena
<b>7 CZE - Czechia</b>	11 JABORNIKOVA Anna
	12 JABORNIKOVA Veronika
	15 MIKŠANIKOVA Natalie
<b>8 BEL - Belgium</b>	3 DEGRENDELE Nicky
	4 JENAER Valerie
	8 NICOLAES Julie



Women's Team Sprint / Vitesse par équipe femmes

Final Classification / Classement final

Wed 10 Jan 2024 - Race distance: 3 laps

Rank	NAT / Name	Lap 1	Lap 2 Lap 1-2	Time Lap 2-3	Average Speed km/h
------	---------------	-------	------------------	-----------------	--------------------------

**Note:**  
Riders are presented in their starting order.

**LEGEND**  
R Replaced



10-14 January 2024

Women's Team Sprint / Vitesse par équipe femmes  
Finals / Finales  
Race Analysis / Analyse de la course

For Gold

Distance	GER - Germany			Lap	Distance	GBR - Great Britain		
	Time	Rank	Lap Time			Time	Rank	Lap Time
125m	11.375	1			125m	11.416	2	
250m	18.650	1	18.650	1	250m	18.750	2	18.750
375m	25.389	1			375m	25.553	2	
500m	32.105	1	13.455	2	500m	32.475	2	13.725
625m	38.939	1			625m	39.258	2	
750m	45.899	1	13.794	3	750m	46.151	2	13.676

For Bronze

Distance	NED - Netherlands			Lap	Distance	POL - Poland		
	Time	Rank	Lap Time			Time	Rank	Lap Time
125m	11.714	4			125m	11.445	3	
250m	19.247	4	19.247	1	250m	18.860	3	18.860
375m	26.001	4			375m	25.790	3	
500m	32.755	3	13.508	2	500m	32.845	4	13.985
625m	39.623	3			625m	39.915	4	
750m	46.754	3	13.999	3	750m	47.189	4	14.344

Women's Team Sprint / Vitesse par équipe femmes  
Finals / Finales  
Start List / Liste de départ

Wed 10 Jan 2024 - Race distance: 3 laps

World Record	45.848 GER - Germany	Glasgow (GBR)	3 AUG 2023
--------------	----------------------	---------------	------------

Heat	Race Number	NAT / Name	Time
FOR BRONZE		<b>NED - Netherlands</b>	
	73	van der PEET Steffie	
	70	LAMBERINK Kyra	
	75	van de WOUW Hetty	
		<b>POL - Poland</b>	
	84	SIBIAK Nikola	
	77	KARWACKA Marlena	
	79	LOS Urszula	
FOR GOLD		<b>GER - Germany</b>	
	31	FRIEDRICH Lea Sophie	
	32	GRABOSCH Pauline Sophie	
	33	HINZE Emma	
		<b>GBR - Great Britain</b>	
	44	FINUCANE Emma	
	47	MARCHANT Katy	
	42	CAPEWELL Sophie	

**Note:**  
The composition of the teams may be subject to change up to 30 minutes before the start of the race. Sorted in the order given by the team.



Women's Team Sprint / Vitesse par équipe femmes  
First Round / Premier tour  
Results / Résultats

Wed 10 Jan 2024 - Race distance: 3 laps

World Record	45.848 GER - Germany	Glasgow (GBR)	3 AUG 2023
--------------	----------------------	---------------	------------

Heat	Rank	NAT / Name	Lap 1	Lap 2 Lap 1-2	Time Lap 2-3	Average Speed km/h	
1	1	<b>POL - Poland</b>	18.865	32.893 14.028	<b>47.389</b> 14.496	56.975	QB
		77 KARWACKA Marlena					
		79 LOS Urszula					
	2	<b>FRA - France</b>	19.337	34.088 14.751	<b>48.270</b> 14.182	55.935	
		26 GROS Mathilde					
		27 KOUAME Taky Marie Divine					
2	1	<b>NED - Netherlands</b>	15.889	32.766 16.877	<b>46.866</b> 14.100	57.611	QB
		70 LAMBERINK Kyra					
		73 van der PEET Steffie					
	2	<b>BEL - Belgium</b>	19.853		<b>55.686</b>	48.486	
		3 DEGRENDELE Nicky					
		4 JENAER Valerie					
3	1	<b>GBR - Great Britain</b>	18.906	32.728 13.822	<b>46.432</b> 13.704	58.150	QG
		42 CAPEWELL Sophie					
		44 FINUCANE Emma					
	2	<b>UKR - Ukraine</b>	19.685	34.192 14.507	<b>49.408</b> 15.216	54.647	
		103 BILETSKA Alla					
		106 LOHVINIUK Oleksandra					
4	1	<b>GER - Germany</b>	18.870	32.420 13.550	<b>46.234</b> 13.814	58.399	QG
		31 FRIEDRICH Lea Sophie					
		32 GRABOSCH Pauline Sophie					
	2	<b>CZE - Czechia</b>	19.702	34.450 14.748	<b>49.676</b> 15.226	54.352	
		11 JABORNIKOVA Anna					
		12 JABORNIKOVA Veronika					
		15 MIKŠANIKOVA Natalie					

**Progression rule:**

The fastest two winning teams race for the gold and silver medals, and the other two winning teams race for the bronze medal. Losers are classified from 5th to 8th place by their times in the First Round.

Women's Team Sprint / Vitesse par équipe femmes  
First Round / Premier tour  
Results / Résultats

Wed 10 Jan 2024 - Race distance: 3 laps

Heat	Rank	NAT / Name	Lap 1	Lap 2 Lap 1-2	Time Lap 2-3	Average Speed km/h
------	------	---------------	-------	------------------	-----------------	--------------------------

**Note:**  
Riders are presented in their starting order.

**LEGEND**  
QB Qualified for Bronze      QG Qualified for Gold



10-14 January 2024

Women's Team Sprint / Vitesse par équipe femmes  
First Round / Premier tour  
Race Analysis / Analyse de la course

Heat 1

POL - Poland					FRA - France				
Distance	Time	Rank	Lap Time	Lap	Distance	Time	Rank	Lap Time	
125m	11.433	1			125m	11.924	2		
250m	18.865	1	18.865	1	250m	19.337	2	19.337	
375m	25.808	1			375m	26.742	2		
500m	32.893	1	14.028	2	500m	34.088	2	14.751	
625m	40.014	1			625m	41.156	2		
750m	47.389	1	14.496	3	750m	48.270	2	14.182	

Heat 2

NED - Netherlands					BEL - Belgium				
Distance	Time	Rank	Lap Time	Lap	Distance	Time	Rank	Lap Time	
125m	11.705	1			125m	12.148	2		
250m	15.889	1	15.889	1	250m	19.853	2	19.853	
375m					375m	27.323	1		
500m	32.766	1	16.877	2	500m				
625m	39.676	1			625m	44.136	2		
750m	46.866	1	14.100	3	750m	55.686	2		

Heat 3

GBR - Great Britain					UKR - Ukraine				
Distance	Time	Rank	Lap Time	Lap	Distance	Time	Rank	Lap Time	
125m	11.544	1			125m	12.113	2		
250m	18.906	1	18.906	1	250m	19.685	2	19.685	
375m	25.807	1			375m	26.889	2		
500m	32.728	1	13.822	2	500m	34.192	2	14.507	
625m	39.505	1			625m	41.687	2		
750m	46.432	1	13.704	3	750m	49.408	2	15.216	

Heat 4

GER - Germany					CZE - Czechia				
Distance	Time	Rank	Lap Time	Lap	Distance	Time	Rank	Lap Time	
125m	11.519	1			125m	11.897	2		
250m	18.870	1	18.870	1	250m	19.702	2	19.702	
375m	25.635	1			375m	27.027	2		
500m	32.420	1	13.550	2	500m	34.450	2	14.748	
625m	39.254	1			625m	41.959	2		
750m	46.234	1	13.814	3	750m	49.676	2	15.226	

www.uec.ch

Report Created WED 10 JAN 2024 19:14

Page 1/1



Institutional Partners



Partners



Local Organising Committee



**Women's Team Sprint / Vitesse par équipe femmes**  
**First Round / Premier tour**  
**Start List / Liste de départ**

Wed 10 Jan 2024 - Race distance: 3 laps

<b>World Record</b>	45.848 GER - Germany	Glasgow (GBR)	3 AUG 2023
---------------------	----------------------	---------------	------------

Heat	Race Number	NAT / Name	Time
1		<b>POL - Poland</b>	
	77	KARWACKA Marlena	
	79	LOS Urszula	
	84	SIBIAK Nikola	
		<b>FRA - France</b>	
	26	GROS Mathilde	
	27	KOUAME Taky Marie Divine	
	29	MICHAUX Julie	
	2		<b>NED - Netherlands</b>
70		LAMBERINK Kyra	
75		van de WOUW Hetty	
73		van der PEET Steffie	
		<b>BEL - Belgium</b>	
4		JENAER Valerie	
8		NICOLAES Julie	
3		DEGRENDELE Nicky	
3			<b>GBR - Great Britain</b>
	42	CAPEWELL Sophie	
	44	FINUCANE Emma	
	47	MARCHANT Katy	
		<b>UKR - Ukraine</b>	
	103	BILETSKA Alla	
	106	LOHVINIUK Oleksandra	
	107	STARIKOVA Olena	

**Women's Team Sprint / Vitesse par équipe femmes**  
**First Round / Premier tour**  
**Start List / Liste de départ**

Wed 10 Jan 2024 - Race distance: 3 laps

Heat	Race Number	NAT / Name	Time
4		<b>GER - Germany</b>	
	31	FRIEDRICH Lea Sophie	
	32	GRABOSCH Pauline Sophie	
	33	HINZE Emma	
		<b>CZE - Czechia</b>	
	15	MIKŠANIKOVA Natalie	
	12	JABORNIKOVA Veronika	
	11	JABORNIKOVA Anna	

**Progression rule:**

The fastest two winning teams race for the gold and silver medals, and the other two winning teams race for the bronze medal. Losers are classified from 5th to 8th place by their times in the First Round.

**Note:**

The composition of the teams may be subject to change up to 30 minutes before the start of the race. Sorted in the order given by the team.



Women's Team Sprint / Vitesse par équipe femmes  
Qualifying / Qualifications  
Results / Résultats

Wed 10 Jan 2024 - Race distance: 3 laps

World Record	45.848 GER - Germany	Glasgow (GBR)	3 AUG 2023
--------------	----------------------	---------------	------------

Rank	NAT / Name	Lap 1	Lap 2 Lap 1-2	Time Lap 2-3	Average Speed km/h	
1	<b>GER - Germany</b>	18.857 (1)	32.405 (1)	<b>46.316 (1)</b>	58.295	Q
	31 FRIEDRICH Lea Sophie		13.548 (1)	13.911 (2)		
	32 GRABOSCH Pauline Sophie					
	33 HINZE Emma					
2	<b>GBR - Great Britain</b>	18.931 (3)	32.751 (2)	<b>46.377 (2)</b>	58.219	Q
	42 CAPEWELL Sophie		13.820 (3)	13.626 (1)		
	44 FINUCANE Emma					
	50 THOMAS Lowri					
3	<b>NED - Netherlands</b>	19.204 (4)	32.949 (3)	<b>47.173 (3)</b>	57.236	Q
	70 LAMBERINK Kyra		13.745 (2)	14.224 (4)		
	75 van de WOUW Hetty					
	73 van der PEET Steffie					
4	<b>POL - Poland</b>	18.868 (2)	32.981 (4)	<b>47.481 (4)</b>	56.865	Q
	77 KARWACKA Marlena		14.113 (4)	14.500 (5)		
	79 LOS Urszula					
	84 SIBIAK Nikola					
5	<b>FRA - France</b>	19.332 (5)	34.070 (5)	<b>48.171 (5)</b>	56.050	Q
	26 GROS Mathilde		14.738 (8)	14.101 (3)		
	27 KOUAME Taky Marie Divine					
	29 MICHAUX Julie					
6	<b>BEL - Belgium</b>	19.533 (6)	34.246 (6)	<b>49.114 (6)</b>	54.974	Q
	4 JENAER Valerie		14.713 (7)	14.868 (6)		
	8 NICOLAES Julie					
	3 DEGRENDELE Nicky					
7	<b>UKR - Ukraine</b>	19.595 (7)	34.296 (7)	<b>49.282 (7)</b>	54.787	Q
	103 BILETSKA Alla		14.701 (6)	14.986 (7)		
	106 LOHVINIUK Oleksandra					
	107 STARIKOVA Olena					
8	<b>CZE - Czech Republic</b>	19.803 (8)	34.457 (8)	<b>49.718 (8)</b>	54.306	Q
	15 MIKŠANIKOVA Natalie		14.654 (5)	15.261 (8)		
	12 JABORNIKOVA Veronika					
	11 JABORNIKOVA Anna					

**Progression rule:**

Fastest 8 teams qualify for the first round.

**Note:**

Riders are presented in their starting order.

**LEGEND**

Q Qualified

10-14 January 2024

Women's Team Sprint / Vitesse par équipe femmes  
Qualifying / Qualifications  
Race Analysis / Analyse de la course

Heat 1					Heat 2				
UKR - Ukraine					CZE - Czech Republic				
Distance	Time	Rank	Lap Time	Lap	Distance	Time	Rank	Lap Time	Lap
125m	12.042	8			125m	12.026	7		
250m	19.595	7	19.595	1	250m	19.803	8	19.803	
375m	26.900	7			375m	27.021	8		
500m	34.296	7	14.701	2	500m	34.457	8	14.654	
625m	41.666	7			625m	41.962	8		
750m	49.282	7	14.986	3	750m	49.718	8	15.261	

Heat 3					Heat 4				
BEL - Belgium					FRA - France				
Distance	Time	Rank	Lap Time	Lap	Distance	Time	Rank	Lap Time	Lap
125m	11.932	6			125m	11.917	5		
250m	19.533	6	19.533	1	250m	19.332	5	19.332	
375m	26.843	6			375m	26.747	5		
500m	34.246	6	14.713	2	500m	34.070	5	14.738	
625m	41.609	6			625m	41.095	5		
750m	49.114	6	14.868	3	750m	48.171	5	14.101	

Heat 5					Heat 6				
NED - Netherlands					POL - Poland				
Distance	Time	Rank	Lap Time	Lap	Distance	Time	Rank	Lap Time	Lap
125m	11.705	4			125m	11.403	1		
250m	19.204	4	19.204	1	250m	18.868	2	18.868	
375m	26.060	4			375m	25.869	3		
500m	32.949	3	13.745	2	500m	32.981	4	14.113	
625m	39.926	3			625m	40.150	4		
750m	47.173	3	14.224	3	750m	47.481	4	14.500	

Heat 7					Heat 8				
GBR - Great Britain					GER - Germany				
Distance	Time	Rank	Lap Time	Lap	Distance	Time	Rank	Lap Time	Lap
125m	11.523	3			125m	11.499	2		
250m	18.931	3	18.931	1	250m	18.857	1	18.857	
375m	25.802	2			375m	25.603	1		
500m	32.751	2	13.820	2	500m	32.405	1	13.548	
625m	39.510	2			625m	39.273	1		
750m	46.377	2	13.626	3	750m	46.316	1	13.911	

www.uec.ch

Report Created WED 10 JAN 2024 14:27

Page 1/1



Institutional Partners



Partners



Local Organising Committee



**Women's Team Sprint / Vitesse par équipe femmes**  
**Qualifying / Qualifications**  
**Start List / Liste de départ**

Wed 10 Jan 2024 - Race distance: 3 laps

<b>World Record</b>	45.848 GER - Germany	Glasgow (GBR)	3 AUG 2023
---------------------	----------------------	---------------	------------

Heat	Race Number	NAT / Name	Time
1		<b>UKR - Ukraine</b>	
	103	BILETSKA Alla	
	106	LOHVINIUK Oleksandra	
	107	STARIKOVA Olena	
2		<b>CZE - Czech Republic</b>	
	15	MIKŠANIKOVA Natalie	
	12	JABORNIKOVA Veronika	
	11	JABORNIKOVA Anna	
3		<b>BEL - Belgium</b>	
	4	JENAER Valerie	
	8	NICOLAES Julie	
	3	DEGRENDELE Nicky	
4		<b>FRA - France</b>	
	26	GROS Mathilde	
	27	KOUAME Taky Marie Divine	
	29	MICHAUX Julie	
5		<b>NED - Netherlands</b>	
	70	LAMBERINK Kyra	
	75	van de WOUW Hetty	
	73	van der PEET Steffie	
6		<b>POL - Poland</b>	
	77	KARWACKA Marlena	
	79	LOS Urszula	
	84	SIBIAK Nikola	

Women's Team Sprint / Vitesse par équipe femmes  
Qualifying / Qualifications  
Start List / Liste de départ

Wed 10 Jan 2024 - Race distance: 3 laps

Heat	Race Number	NAT / Name	Time
7		<b>GBR - Great Britain</b>	
	42	CAPEWELL Sophie	
	44	FINUCANE Emma	
8		<b>GER - Germany</b>	
	50	THOMAS Lowri	
	31	FRIEDRICH Lea Sophie	
	32	GRABOSCH Pauline Sophie	
	33	HINZE Emma	

**Progression rule:**

Fastest 8 teams qualify for the first round.

**Note:**

The composition of the teams may be subject to change up to 30 minutes before the start of the race. Sorted in the order given by the team.

Women's Sprint / Vitesse femmes

Final Classification / Classement final

Fri 12 Jan 2024

Rank	Race Number	Name	NAT	Race 1	Race 2	Decider
------	-------------	------	-----	--------	--------	---------

**For Gold**

200m Time: 11.073 11.002  
Average Speed km/h: 65.023 65.443

GOLD	1	44	FINUCANE Emma	GBR	Winner	Winner
SILVER	2	31	FRIEDRICH Lea Sophie	GER	+0.025	+0.081

**For Bronze**

200m Time: 11.061 11.539  
Average Speed km/h: 65.094 62.397

BRONZE	3	33	HINZE Emma	GER	Winner	Winner
	4	26 w	GROS Mathilde	FRA	+0.523	+0.062

**Did not qualify for Semifinals**

5	42	CAPEWELL Sophie	GBR
6	75	van de WOUW Hetty	NED
7	84	SIBIAK Nikola	POL
8	27	KOUAME Taky Marie Divine	FRA

**Did not qualify for Quarterfinals**

9	73	van der PEET Steffie	NED
10	3	DEGREDELE Nicky	BEL
11	63	VECE Miriam	ITA
12	103	BILETSKA Alla	UKR
13	12	JABORNIKOVA Veronika	CZE
14	106	LOHVINIUK Oleksandra	UKR
15	80	PETRI Paulina	POL
16	8	NICOLAES Julie	BEL

**Did not qualify for 1/8 Finals**

17	67	LENDEL Migle	LTU
18	15	MIKŠANIKOVA Natalie	CZE
19	90	CASAS ROIGE Helena	ESP

**LEGEND**

w Warning

Women's Sprint / Vitesse femmes  
Finals / Finales  
Start List / Liste de départ

Fri 12 Jan 2024 - Race distance: 3 laps

Race Number	Name	NAT	Race 1	Race 2	Decider
<i>For Bronze</i>					
33	HINZE Emma	GER			
26	w GROS Mathilde	FRA			
<i>For Gold</i>					
44	FINUCANE Emma	GBR			
31	FRIEDRICH Lea Sophie	GER			

200m Time:

Average Speed km/h:

GER

FRA

200m Time:

Average Speed km/h:

GBR

GER

LEGEND

w Warning

Women's Sprint / Vitesse femmes  
Semifinals / Demi-finales  
Results / Résultats

Fri 12 Jan 2024 - Race distance: 3 laps

Rank	Race Number	Name	NAT	Race 1	Race 2	Decider
				200m Time:	11.268	11.072
				Average Speed km/h:	63.898	65.029
<b>Heat 1</b>						
1	44	FINUCANE Emma	GBR	Winner	Winner	Q
2	33	HINZE Emma	GER	+0.044	+0.042	
				200m Time:	11.092	11.014
				Average Speed km/h:	64.912	65.371
<b>Heat 2</b>						
1	31	FRIEDRICH Lea Sophie	GER	Winner	Winner	Q
2	26 w	GROS Mathilde	FRA	+0.072	+0.113	

**Progression rule:**

The winners race for the gold and silver medals. The losers race for the bronze medal.

**LEGEND**

Q Qualified      w Warning

Women's Sprint / Vitesse femmes  
Semifinals / Demi-finales  
Start List / Liste de départ

Fri 12 Jan 2024 - Race distance: 3 laps

Race Number	Name	NAT	Race 1	Race 2	Decider
<b>Heat 1</b>					
		200m Time:			
		Average Speed km/h:			
44	FINUCANE Emma	GBR			
33	HINZE Emma	GER			
<b>Heat 2</b>					
		200m Time:			
		Average Speed km/h:			
26	w GROS Mathilde	FRA			
31	FRIEDRICH Lea Sophie	GER			

**Progression rule:**

The winners race for the gold and silver medals. The losers race for the bronze medal.

**LEGEND**

w Warning



Women's Sprint / Vitesse femmes  
Quarterfinals / Quart de finales  
Results / Résultats

Thu 11 Jan 2024 - Race distance: 3 laps

Rank	Race Number	Name	NAT	Race 1	Race 2	Decider
				200m Time:	11.303	11.217
				Average Speed km/h:	63.700	64.188
<b>Heat 1</b>						
1	44	FINUCANE Emma	GBR	Winner	Winner	Q
2	27	KOUAME Taky Marie Divine	FRA	+0.555	+0.101	
				200m Time:	11.317	11.318
				Average Speed km/h:	63.621	63.615
<b>Heat 2</b>						
1	26 w	GROS Mathilde	FRA	Winner	Winner	Q
2	84	SIBIAK Nikola	POL	+0.157	+0.132	
				200m Time:	11.293	11.094
				Average Speed km/h:	63.756	64.900
<b>Heat 3</b>						
1	31	FRIEDRICH Lea Sophie	GER	Winner	Winner	Q
2	75	van de WOUW Hetty	NED	+0.077	+0.014	
				200m Time:	11.078	11.017
				Average Speed km/h:	64.994	65.354
<b>Heat 4</b>						
1	33	HINZE Emma	GER	+0.006	Winner	Winner Q
2	42	CAPEWELL Sophie	GBR	Winner	+0.145	+0.041

**Progression rule:**

The winner of each heat qualifies to the Semifinals.

**No. 26 GROS Mathilde (FRA)**

Warning for not having held their line during the last 200 meters of the race.

Avertissement pour ne pas avoir tenu sa ligne dans les 200 derniers mètres de l'épreuve.

**LEGEND**

Q Qualified w Warning

Women's Sprint / Vitesse femmes  
Quarterfinals / Quart de finales  
Start List / Liste de départ

Thu 11 Jan 2024 - Race distance: 3 laps

Race Number	Name	NAT	Race 1	Race 2	Decider
<b>Heat 1</b>					
		200m Time:			
		Average Speed km/h:			
44	FINUCANE Emma	GBR			
27	KOUAME Taky Marie Divine	FRA			
<b>Heat 2</b>					
		200m Time:			
		Average Speed km/h:			
26	GROS Mathilde	FRA			
84	SIBIAK Nikola	POL			
<b>Heat 3</b>					
		200m Time:			
		Average Speed km/h:			
31	FRIEDRICH Lea Sophie	GER			
75	van de WOUW Hetty	NED			
<b>Heat 4</b>					
		200m Time:			
		Average Speed km/h:			
42	CAPEWELL Sophie	GBR			
33	HINZE Emma	GER			

**Progression rule:**

The winner of each heat qualifies to the Semifinals.

Women's Sprint / Vitesse femmes  
1/8 Finals / 1/8 de finale  
Results / Résultats

Thu 11 Jan 2024 - Race distance: 3 laps

Rank	Race Number	Name	NAT		
			200m Time:		11.294
			Average Speed km/h:		63.751
<b>Heat 1</b>					
1	44	FINUCANE Emma	GBR	<b>Winner</b>	Q
2	80	PETRI Paulina	POL	+0.827	
			200m Time:		11.617
			Average Speed km/h:		61.978
<b>Heat 2</b>					
1	26	GROS Mathilde	FRA	<b>Winner</b>	Q
2	8	NICOLAES Julie	BEL	+0.151	
			200m Time:		11.277
			Average Speed km/h:		63.847
<b>Heat 3</b>					
1	31	FRIEDRICH Lea Sophie	GER	<b>Winner</b>	Q
2	106	LOHVINIUK Oleksandra	UKR	+0.254	
			200m Time:		11.194
			Average Speed km/h:		64.320
<b>Heat 4</b>					
1	42	CAPEWELL Sophie	GBR	<b>Winner</b>	Q
2	12	JABORNIKOVA Veronika	CZE	+0.525	
			200m Time:		11.181
			Average Speed km/h:		64.395
<b>Heat 5</b>					
1	33	HINZE Emma	GER	<b>Winner</b>	Q
2	103	BILETSKA Alla	UKR	+0.137	
			200m Time:		11.497
			Average Speed km/h:		60.484
<b>Heat 6</b>					
1	75	van de WOUW Hetty	NED	<b>Winner</b>	Q
2	63	VECE Miriam	ITA	+0.441	
			200m Time:		11.314
			Average Speed km/h:		63.638
<b>Heat 7</b>					
1	84	SIBIAK Nikola	POL	<b>Winner</b>	Q
2	3	DEGRENDELE Nicky	BEL	+0.045	
			200m Time:		11.399
			Average Speed km/h:		63.163
<b>Heat 8</b>					
1	27	KOUAME Taky Marie Divine	FRA	<b>Winner</b>	Q
2	73	van der PEET Steffie	NED	+0.123	

**Progression rule:**

The winner of each heat qualifies to the Quarterfinals.

Women's Sprint / Vitesse femmes  
1/8 Finals / 1/8 de finale  
Results / Résultats

Thu 11 Jan 2024 - Race distance: 3 laps

Rank	Race Number	Name	NAT
------	-------------	------	-----

**Note:**  
The average speed is taken over the last 200m.

**LEGEND**  
Q Qualified



**Women's Sprint / Vitesse femmes**  
**1/8 Finals / 1/8 de finale**  
**Start List / Liste de départ**

Thu 11 Jan 2024 - Race distance: 3 laps

Race Number	Name	NAT	200m Time:	Average Speed km/h:
<b>Heat 1</b>				
44	FINUCANE Emma	GBR		
80	PETRI Paulina	POL		
<b>Heat 2</b>				
26	GROS Mathilde	FRA		
8	NICOLAES Julie	BEL		
<b>Heat 3</b>				
31	FRIEDRICH Lea Sophie	GER		
106	LOHVINIUK Oleksandra	UKR		
<b>Heat 4</b>				
42	CAPEWELL Sophie	GBR		
12	JABORNIKOVA Veronika	CZE		
<b>Heat 5</b>				
33	HINZE Emma	GER		
103	BILETSKA Alla	UKR		
<b>Heat 6</b>				
75	van de WOUW Hetty	NED		
63	VECE Miriam	ITA		
<b>Heat 7</b>				
84	SIBIAK Nikola	POL		
3	DEGRENDELE Nicky	BEL		
<b>Heat 8</b>				
27	KOUAME Taky Marie Divine	FRA		
73	van der PEET Steffie	NED		

**Progression rule:**

The winner of each heat qualifies to the Quarterfinals.

Women's Sprint / Vitesse femmes  
1/16 Finals / 1/16 de finale  
Results / Résultats

Thu 11 Jan 2024 - Race distance: 3 laps

Rank	Race Number	Name	NAT		
			200m Time:		11.706
			Average Speed km/h:		61.507
<b>Heat 1</b>					
1	80	PETRI Paulina	POL	<b>Winner</b>	Q
2	15	MIKŠANIKOVA Natalie	CZE	+0.453	
			200m Time:		11.678
			Average Speed km/h:		61.654
<b>Heat 2</b>					
1	8	NICOLAES Julie	BEL	<b>Winner</b>	Q
2	67	LENDEL Migle	LTU	+0.058	
			200m Time:		11.754
			Average Speed km/h:		61.256
<b>Heat 3</b>					
1	106	LOHVINIUK Oleksandra	UKR	<b>Winner</b>	Q
2	90	CASAS ROIGE Helena	ESP	+0.065	

**Progression rule:**

The winner of each heat qualifies to the 1/8 Finals.

**Note:**

The average speed is taken over the last 200m.

**LEGEND**

Q Qualified

**Women's Sprint / Vitesse femmes**  
**1/16 Finals / 1/16 de finale**  
**Start List / Liste de départ**

Thu 11 Jan 2024 - Race distance: 3 laps

Race Number	Name	NAT	200m Time:	Average Speed km/h:
<b>Heat 1</b>				
80	PETRI Paulina	POL		
15	MIKŠANIKOVA Natalie	CZE		
<b>Heat 2</b>				
67	LENDEL Migle	LTU		
8	NICOLAES Julie	BEL		
<b>Heat 3</b>				
106	LOHVINIUK Oleksandra	UKR		
90	CASAS ROIGE Helena	ESP		

**Progression rule:**

The winner of each heat qualifies to the 1/8 Finals.

Women's Sprint / Vitesse femmes  
Qualifying / Qualifications  
Results / Résultats

Thu 11 Jan 2024 - Race distance: 200m flying start (3.5 laps)

<b>World Record</b>	10.154 MITCHELL Kelsey	CAN Cochabamba (BOL)	4 SEP 2019
---------------------	------------------------	----------------------	------------

Rank	Race Number	Name	NAT	100m	Time 100-200	Average Speed km/h	
1	44	FINUCANE Emma	GBR	5.139 (1)	10.432 5.293 (2)	69.018	Q
2	26	GROS Mathilde	FRA	5.208 (2)	10.493 5.285 (1)	68.617	Q
3	31	FRIEDRICH Lea Sophie	GER	5.208 (2)	10.517 5.309 (3)	68.461	Q
4	42	CAPEWELL Sophie	GBR	5.209 (4)	10.583 5.374 (4)	68.034	Q
5	33	HINZE Emma	GER	5.290 (5)	10.681 5.391 (5)	67.409	Q
6	75	van de WOUW Hetty	NED	5.333 (6)	10.737 5.404 (6)	67.058	Q
7	84	SIBIAK Nikola	POL	5.410 (10)	10.898 5.488 (7)	66.067	Q
8	27	KOUAME Taky Marie Divine	FRA	5.397 (7)	10.913 5.516 (8)	65.976	Q
9	73	van der PEET Steffie	NED	5.400 (8)	10.923 5.523 (9)	65.916	Q
10	3	DEGRENDELE Nicky	BEL	5.417 (11)	10.968 5.551 (10)	65.646	Q
11	63	VECE Miriam	ITA	5.403 (9)	10.969 5.566 (11)	65.640	Q
12	103	BILETSKA Alla	UKR	5.487 (12)	11.134 5.647 (12)	64.667	Q
13	12	JABORNIKOVA Veronika	CZE	5.546 (15)	11.254 5.708 (13)	63.977	Q
14	106	LOHVINIUK Oleksandra	UKR	5.543 (14)	11.257 5.714 (14)	63.960	Q
15	67	LENDEL Migle	LTU	5.529 (13)	11.282 5.753 (16)	63.818	Q
16	80	PETRI Paulina	POL	5.601 (16)	11.340 5.739 (15)	63.492	Q
17	15	MIKŠANIKOVA Natalie	CZE	5.610 (17)	11.422 5.812 (17)	63.036	Q
18	8	NICOLAES Julie	BEL	5.639 (18)	11.499 5.860 (18)	62.614	Q
19	90	CASAS ROIGE Helena	ESP	5.727 (19)	11.679 5.952 (19)	61.649	Q

www.uec.ch

Report Created THU 11 JAN 2024 14:24

Page 1/2

**ALE** **vittoria**  
UEC Official Suppliers

Institutional Partners



Partners



Local Organising Committee





Women's Sprint / Vitesse femmes  
Qualifying / Qualifications  
Results / Résultats

Thu 11 Jan 2024 - Race distance: 200m flying start (3.5 laps)

Rank	Race Number	Name	NAT	100m	Time 100-200	Average Speed km/h
------	-------------	------	-----	------	--------------	--------------------

**Progression rule:**

Top 13 riders qualify for 1/8 Finals. 14th to 19th places qualify for 1/16 Finals.

**LEGEND**

Q Qualified



**Women's Sprint / Vitesse femmes**  
**Qualifying / Qualifications**  
**Start List / Liste de départ**

Thu 11 Jan 2024 - Race distance: 200m flying start (3.5 laps)

<b>World Record</b>	10.154 MITCHELL Kelsey	CAN Cochabamba (BOL)	4 SEP 2019
---------------------	------------------------	----------------------	------------

Heat	Race Number	Name	NAT	Time
1	8	NICOLAES Julie	BEL	_____
2	15	MIKŠANIKOVA Natalie	CZE	_____
3	90	CASAS ROIGE Helena	ESP	_____
4	73	van der PEET Steffie	NED	_____
5	106	LOHVINIUK Oleksandra	UKR	_____
6	103	BILETSKA Alla	UKR	_____
7	80	PETRI Paulina	POL	_____
8	84	SIBIAK Nikola	POL	_____
9	12	JABORNIKOVA Veronika	CZE	_____
10	67	LENDEL Migne	LTU	_____
11	75	van de WOUW Hetty	NED	_____
12	27	KOUAME Taky Marie Divine	FRA	_____
13	3	DEGRENDELE Nicky	BEL	_____
14	33	HINZE Emma	GER	_____
15	63	VECE Miriam	ITA	_____
16	26	GROS Mathilde	FRA	_____
17	42	CAPEWELL Sophie	GBR	_____
18	31	FRIEDRICH Lea Sophie	GER	_____
19	44	FINUCANE Emma	GBR	_____

**Progression rule:**

Top 13 riders qualify for 1/8 Finals. 14th to 19th places qualify for 1/16 Finals.



Women's Keirin / Keirin femmes

Final Classification / Classement final

Sun 14 Jan 2024 - Race distance: 6 laps

Rank	Race Number	Name	NAT	Time Behind
				200m Time: 11.022
				Average Speed km/h: 65.324
<b>For Gold</b>				
GOLD	31	FRIEDRICH Lea Sophie	GER	
SILVER	44	FINUCANE Emma	GBR	+0.133
BRONZE	75	van de WOUW Hetty	NED	+0.222
4	26 <b>w</b>	GROS Mathilde	FRA	+0.325
5	3	DEGRENDELE Nicky	BEL	+0.423
6	27	KOUAME Taky Marie Divine	FRA	+2.157
				200m Time: 11.239
				Average Speed km/h: 64.063
<b>For Places 7-12</b>				
7	33	HINZE Emma	GER	
8	42	CAPEWELL Sophie	GBR	+0.103
9	77	KARWACKA Marlena	POL	+0.182
10	79	LOS Urszula	POL	+0.211
11	73	van der PEET Steffie	NED	+0.250
12	90	CASAS ROIGE Helena	ESP	+0.287
<b>Did not qualify for Second Round</b>				
13	12	JABORNIKOVA Veronika	CZE	
13	63	VECE Miriam	ITA	
15	103	BILETSKA Alla	UKR	
15	106	LOHVINIUK Oleksandra	UKR	
17	8	NICOLAES Julie	BEL	
17	11	JABORNIKOVA Anna	CZE	
19	67	LENDEL Migle	LTU	

LEGEND

w Warning

Women's Keirin / Keirin femmes  
Finals / Finales  
Start List / Liste de départ

Sun 14 Jan 2024 - Race distance: 6 laps

Race Number	Name	NAT
-------------	------	-----

**For Places 7-12**

33	HINZE Emma	GER
42	CAPEWELL Sophie	GBR
73	van der PEET Steffie	NED
77	KARWACKA Marlena	POL
79	LOS Urszula	POL
90	CASAS ROIGE Helena	ESP

**For Gold**

3	DEGRENDELE Nicky	BEL
26 w	GROS Mathilde	FRA
27	KOUAME Taky Marie Divine	FRA
31	FRIEDRICH Lea Sophie	GER
44	FINUCANE Emma	GBR
75	van de WOUW Hetty	NED

**LEGEND**

w Warning

Women's Keirin / Keirin femmes  
Second Round / Deuxième tour  
Results / Résultats

Sun 14 Jan 2024 - Race distance: 6 laps

Rank	Race Number	Name	NAT	Time Behind
				200m Time: 11.651
				Average Speed km/h: 61.797
<b>Heat 1</b>				
1	31	FRIEDRICH Lea Sophie	GER	Q
2	27	KOUAME Taky Marie Divine	FRA	+0.127 Q
3	44	FINUCANE Emma	GBR	+0.163 Q
4	73	van der PEET Steffie	NED	+0.202
5	90	CASAS ROIGE Helena	ESP	+0.253
6	79	LOS Urszula	POL	+0.554
				200m Time: 11.442
				Average Speed km/h: 62.926
<b>Heat 2</b>				
1	75	van de WOUW Hetty	NED	Q
2	3	DEGRENDELE Nicky	BEL	+0.047 Q
3	26 w	GROS Mathilde	FRA	+0.109 Q
4	77	KARWACKA Marlena	POL	+0.166
5	42	CAPEWELL Sophie	GBR	+0.273
6	33	HINZE Emma	GER	+0.388

**Progression rule:**

The first three riders in each heat qualify to final for gold, all other riders advance to the final for places 7-12.

**LEGEND**

Q Qualified w Warning

Women's Keirin / Keirin femmes  
Second Round / Deuxième tour  
Start List / Liste de départ

Sun 14 Jan 2024 - Race distance: 6 laps

Race Number	Name	NAT
<b>Heat 1</b>		
27	KOUAME Taky Marie Divine	FRA
31	FRIEDRICH Lea Sophie	GER
44	FINUCANE Emma	GBR
73	van der PEET Steffie	NED
79	LOS Urszula	POL
90	CASAS ROIGE Helena	ESP
<b>Heat 2</b>		
3	DEGRENDELE Nicky	BEL
26	<b>w</b> GROS Mathilde	FRA
33	HINZE Emma	GER
42	CAPEWELL Sophie	GBR
75	van de WOUW Hetty	NED
77	KARWACKA Marlena	POL

**Progression rule:**

The first three riders in each heat qualify to final for gold, all other riders advance to the final for places 7-12.

**LEGEND**

**w** Warning

Women's Keirin / Keirin femmes  
First Round Repechage / Repêchage premier tour  
Results / Résultats

Sun 14 Jan 2024 - Race distance: 6 laps

Rank	Race Number	Name	NAT	Time Behind
				200m Time: 11.284
				Average Speed km/h: 63.807
<b>Heat 1</b>				
1	42	CAPEWELL Sophie	GBR	Q
2	27	KOUAME Taky Marie Divine	FRA	+0.089 Q
3	77	KARWACKA Marlena	POL	+0.197 Q
4	12	JABORNIKOVA Veronika	CZE	+0.228
5	106	LOHVINIUK Oleksandra	UKR	+0.504
6	8	NICOLAES Julie	BEL	+0.659
				200m Time: 11.942
				Average Speed km/h: 60.291
<b>Heat 2</b>				
1	3	DEGRENDELE Nicky	BEL	Q
2	73	van der PEET Steffie	NED	+0.134 Q
3	90	CASAS ROIGE Helena	ESP	+0.166 Q
4	63	VECE Miriam	ITA	+0.179
5	103	BILETSKA Alla	UKR	+0.193
6	11	JABORNIKOVA Anna	CZE	+0.299
7	67	LENDEL Migle	LTU	+0.335

**Progression rule:**

The first three riders in each heat qualify to 2nd Round.

**LEGEND**

Q Qualified

**Women's Keirin / Keirin femmes**  
**First Round Repechage / Repêchage premier tour**  
**Start List / Liste de départ**

Sun 14 Jan 2024 - Race distance: 6 laps

Race Number	Name	NAT
<b>Heat 1</b>		
8	NICOLAES Julie	BEL
12	JABORNIKOVA Veronika	CZE
27	KOUAME Taky Marie Divine	FRA
42	CAPEWELL Sophie	GBR
77	KARWACKA Marlena	POL
106	LOHVINIUK Oleksandra	UKR
<b>Heat 2</b>		
3	DEGRENDELE Nicky	BEL
11	JABORNIKOVA Anna	CZE
63	VECE Miriam	ITA
67	LENDEL Migne	LTU
73	van der PEET Steffie	NED
90	CASAS ROIGE Helena	ESP
103	BILETSKA Alla	UKR

**Progression rule:**

The first three riders in each heat qualify to 2nd Round.



Women's Keirin / Keirin femmes  
First Round / Premier tour  
Results / Résultats

Sun 14 Jan 2024 - Race distance: 6 laps

Rank	Race Number	Name	NAT	Time Behind
				200m Time: 11.259
				Average Speed km/h: 63.949
<b>Heat 1</b>				
1	31	FRIEDRICH Lea Sophie	GER	Q
2	75	van de WOUW Hetty	NED	+0.036 Q
3	42	CAPEWELL Sophie	GBR	+0.123
4	3	DEGRENDELE Nicky	BEL	+0.174
5	90	CASAS ROIGE Helena	ESP	+0.340
6	106	LOHVINIUK Oleksandra	UKR	+0.995
				200m Time: 11.649
				Average Speed km/h: 61.808
<b>Heat 2</b>				
1	33	HINZE Emma	GER	Q
2	44	FINUCANE Emma	GBR	+0.092 Q
3	73	van der PEET Steffie	NED	+0.128
4	77	KARWACKA Marlena	POL	+0.137
5	27	KOUAME Taky Marie Divine	FRA	+0.627
6	11	JABORNIKOVA Anna	CZE	+1.340
				200m Time: 11.432
				Average Speed km/h: 62.981
<b>Heat 3</b>				
1	26 w	GROS Mathilde	FRA	Q
2	79	LOS Urszula	POL	+0.609 Q
3	63	VECE Miriam	ITA	+0.865
4	12	JABORNIKOVA Veronika	CZE	+0.898
5	8	NICOLAES Julie	BEL	+0.898
6	67	LENDEL Migle	LTU	+1.000
7	103	BILETSKA Alla	UKR	+1.023

**Progression rule:**

The first two riders in each heat qualify to the Second round, all other riders advance to the repechages.

**LEGEND**

Q Qualified w Warning

Women's Keirin / Keirin femmes  
First Round / Premier tour  
Start List / Liste de départ

Sun 14 Jan 2024 - Race distance: 6 laps

Race Number	Name	NAT
<b>Heat 1</b>		
3	DEGRENDELE Nicky	BEL
31	FRIEDRICH Lea Sophie	GER
42	CAPEWELL Sophie	GBR
75	van de WOUW Hetty	NED
90	CASAS ROIGE Helena	ESP
106	LOHVINIUK Oleksandra	UKR
<b>Heat 2</b>		
11	JABORNIKOVA Anna	CZE
27	KOUAME Taky Marie Divine	FRA
33	HINZE Emma	GER
44	FINUCANE Emma	GBR
73	van der PEET Steffie	NED
77	KARWACKA Marlena	POL
<b>Heat 3</b>		
8	NICOLAES Julie	BEL
12	JABORNIKOVA Veronika	CZE
26 w	GROS Mathilde	FRA
63	VECE Miriam	ITA
67	LENDEL Migle	LTU
79	LOS Urszula	POL
103	BILETSKA Alla	UKR

**Progression rule:**

The first two riders in each heat qualify to the Second round, all other riders advance to the repechages.

**LEGEND**

w Warning

Women's 500m Time Trial / 500m Contre la montre femmes

Final Classification / Classement final

Sat 13 Jan 2024

<b>World Record</b>	32.268 SALAZAR Jessica	MEX Aguascalientes (MEX)	7 OCT 2016
---------------------	------------------------	--------------------------	------------

	Rank	Race Number	Name	NAT	250m	Time 250-500	Average Speed km/h
GOLD	1	47	MARCHANT Katy	GBR	18.868 (1)	<b>33.319</b> 14.451 (4)	54.023
SILVER	2	27	KOUAME Taky Marie Divine	FRA	19.207 (5)	<b>33.356</b> 14.149 (1)	53.963
BRONZE	3	32	GRABOSCH Pauline Sophie	GER	19.037 (3)	<b>33.444</b> 14.407 (3)	53.821
	4	63	VECE Miriam	ITA	19.225 (6)	<b>33.513</b> 14.288 (2)	53.711
	5	77	KARWACKA Marlena	POL	18.898 (2)	<b>33.678</b> 14.780 (6)	53.447
	6	50	THOMAS Lowri	GBR	19.052 (4)	<b>34.026</b> 14.974 (8)	52.901
	7	80	PETRI Paulina	POL	19.752 (7)	<b>34.396</b> 14.644 (5)	52.332
	8	37	SCHNEIDER Clara	GER	19.900 (8)	<b>34.682</b> 14.782 (7)	51.900
	9	70	LAMBERINK Kyra	NED			
	10	8	NICOLAES Julie	BEL			
	11	69	KALEE Kimberly	NED			
	12	4	JENAER Valerie	BEL			
	13	106	LOHVINIUK Oleksandra	UKR			
	14	15	MIKŠANIKOVA Natalie	CZE			
	15	103	BILETSKA Alla	UKR			
	16	29	MICHAUX Julie	FRA			

www.uec.ch

Report Created SAT 13 JAN 2024 18:43

Page 1/2



Women's 500m Time Trial / 500m Contre la montre femmes

Final Classification / Classement final

Sat 13 Jan 2024

Rank	Race Number	Name	NAT	250m	Time 250-500	Average Speed km/h
17	11	JABORNIKOVA Anna	CZE			
18	60	FIDANZA Martina	ITA			

10-14 January 2024

Women's 500m Time Trial / 500m Contre la montre femmes  
Final / Finale  
Race Analysis / Analyse de la course

Heat 1					Heat 2				
Distance	80 PETRI Paulina -		Lap Time	Lap	Distance	37 SCHNEIDER Clara -		Lap Time	
	Time	Rank				Time	Rank		
125m	12.151	7			125m	12.262	8		
250m	19.752	7	19.752	1	250m	19.900	8	19.900	
375m	27.035	7			375m	27.259	8		
500m	34.396	7	14.644	2	500m	34.682	8	14.782	

Heat 3					Heat 4				
Distance	50 THOMAS Lowri -		Lap Time	Lap	Distance	77 KARWACKA Marlena -		Lap Time	
	Time	Rank				Time	Rank		
125m	11.596	3			125m	11.537	2		
250m	19.052	4	19.052	1	250m	18.898	2	18.898	
375m	26.391	6			375m	26.142	2		
500m	34.026	6	14.974	2	500m	33.678	5	14.780	

Heat 5					Heat 6				
Distance	27 KOUAME Taky Marie Divine -		Lap Time	Lap	Distance	63 VECE Miriam -		Lap Time	
	Time	Rank				Time	Rank		
125m	11.889	5			125m	11.908	6		
250m	19.207	5	19.207	1	250m	19.225	6	19.225	
375m	26.201	4			375m	26.270	5		
500m	33.356	2	14.149	2	500m	33.513	4	14.288	

Heat 7					Heat 8				
Distance	32 GRABOSCH Pauline Sophie -		Lap Time	Lap	Distance	47 MARCHANT Katy -		Lap Time	
	Time	Rank				Time	Rank		
125m	11.696	4			125m	11.524	1		
250m	19.037	3	19.037	1	250m	18.868	1	18.868	
375m	26.146	3			375m	26.008	1		
500m	33.444	3	14.407	2	500m	33.319	1	14.451	

www.uec.ch

Report Created SAT 13 JAN 2024 18:44

Page 1/1



Institutional Partners



Partners



Local Organising Committee



Women's 500m Time Trial / 500m Contre la montre femmes  
Final / Finale  
Start List / Liste de départ

Sat 13 Jan 2024 - Race distance: 500m

World Record	32.268 SALAZAR Jessica	MEX Aguascalientes (MEX)	7 OCT 2016
--------------	------------------------	--------------------------	------------

Order	Race Number	Name	NAT	Time
1	80	PETRI Paulina	POL	_____
2	37	SCHNEIDER Clara	GER	_____
3	50	THOMAS Lowri	GBR	_____
4	77	KARWACKA Marlena	POL	_____
5	27	KOUAME Taky Marie Divine	FRA	_____
6	63	VECE Miriam	ITA	_____
7	32	GRABOSCH Pauline Sophie	GER	_____
8	47	MARCHANT Katy	GBR	_____

Women's 500m Time Trial / 500m Contre la montre femmes  
Qualifying / Qualifications  
Results / Résultats

Sat 13 Jan 2024

World Record	32.268 SALAZAR Jessica	MEX Aguascalientes (MEX)	7 OCT 2016
--------------	------------------------	--------------------------	------------

Rank	Race Number	Name	NAT	250m	Time 250-500	Average Speed km/h	
1	47	MARCHANT Katy	GBR	18.886 (1)	<b>33.252</b> 14.366 (3)	54.132	Q
2	32	GRABOSCH Pauline Sophie	GER	18.970 (4)	<b>33.373</b> 14.403 (4)	53.936	Q
3	63	VECE Miriam	ITA	19.111 (5)	<b>33.411</b> 14.300 (2)	53.874	Q
4	27	KOUAME Taky Marie Divine	FRA	19.403 (7)	<b>33.554</b> 14.151 (1)	53.645	Q
5	77	KARWACKA Marlena	POL	18.931 (2)	<b>33.592</b> 14.661 (6)	53.584	Q
6	50	THOMAS Lowri	GBR	18.967 (3)	<b>33.939</b> 14.972 (11)	53.036	Q
7	37	SCHNEIDER Clara	GER	19.865 (14)	<b>34.466</b> 14.601 (5)	52.225	Q
8	80	PETRI Paulina	POL	19.841 (13)	<b>34.513</b> 14.672 (7)	52.154	Q
9	70	LAMBERINK Kyra	NED	19.330 (6)	<b>34.545</b> 15.215 (18)	52.106	
10	8	NICOLAES Julie	BEL	19.725 (9)	<b>34.757</b> 15.032 (12)	51.788	
11	69	KALEE Kimberly	NED	19.809 (11)	<b>34.843</b> 15.034 (13)	51.660	
12	4	JENAER Valerie	BEL	19.735 (10)	<b>34.871</b> 15.136 (15)	51.619	
13	106	LOHVINIUK Oleksandra	UKR	19.721 (8)	<b>34.910</b> 15.189 (17)	51.561	
14	15	MIKŠANIKOVA Natalie	CZE	19.813 (12)	<b>34.928</b> 15.115 (14)	51.535	
15	103	BILETSKA Alla	UKR	20.147 (15)	<b>34.960</b> 14.813 (8)	51.487	
16	29	MICHAUX Julie	FRA	20.151 (16)	<b>35.086</b> 14.935 (10)	51.303	

www.uec.ch

Report Created SAT 13 JAN 2024 15:23

Page 1/2

**ALE**   
UEC Official Suppliers

Institutional Partners



Partners



Local Organising Committee



Women's 500m Time Trial / 500m Contre la montre femmes  
Qualifying / Qualifications  
Results / Résultats

Sat 13 Jan 2024

Rank	Race Number	Name	NAT	250m	Time 250-500	Average Speed km/h
17	11	JABORNIKOVA Anna	CZE	20.379 (17)	<b>35.539</b> 15.160 (16)	50.649
18	60	FIDANZA Martina	ITA	20.804 (18)	<b>35.661</b> 14.857 (9)	50.475

**Progression rule:**

Top 8 riders qualify for final.

**LEGEND**

Q Qualified



10-14 January 2024

Women's 500m Time Trial / 500m Contre la montre femmes  
Qualifying / Qualifications  
Race Analysis / Analyse de la course

Heat 1

60 FIDANZA Martina -					50 THOMAS Lowri -				
Distance	Time	Rank	Lap Time	Lap	Distance	Time	Rank	Lap Time	
125m	13.000	18			125m	11.533	1		
250m	20.804	18	20.804	1	250m	18.967	3	18.967	
375m	28.297	18			375m	26.295	5		
500m	35.661	18	14.857	2	500m	33.939	6	14.972	

Heat 2

11 JABORNIKOVA Anna -					77 KARWACKA Marlena -				
Distance	Time	Rank	Lap Time	Lap	Distance	Time	Rank	Lap Time	
125m	12.595	16			125m	11.569	3		
250m	20.379	17	20.379	1	250m	18.931	2	18.931	
375m	27.872	17			375m	26.133	3		
500m	35.539	17	15.160	2	500m	33.592	5	14.661	

Heat 3

15 MIKŠANIKOVA Natalie -					37 SCHNEIDER Clara -				
Distance	Time	Rank	Lap Time	Lap	Distance	Time	Rank	Lap Time	
125m	12.120	10			125m	12.232	13		
250m	19.813	12	19.813	1	250m	19.865	14	19.865	
375m	27.282	14			375m	27.151	8		
500m	34.928	14	15.115	2	500m	34.466	7	14.601	

Heat 4

4 JENAER Valerie -					69 KALEE Kimberly -				
Distance	Time	Rank	Lap Time	Lap	Distance	Time	Rank	Lap Time	
125m	12.143	12			125m	12.126	11		
250m	19.735	10	19.735	1	250m	19.809	11	19.809	
375m	27.165	10			375m	27.240	13		
500m	34.871	12	15.136	2	500m	34.843	11	15.034	

Heat 5

106 LOHVINIUK Oleksandra -					80 PETRI Paulina -				
Distance	Time	Rank	Lap Time	Lap	Distance	Time	Rank	Lap Time	
125m	12.088	9			125m	12.239	14		
250m	19.721	8	19.721	1	250m	19.841	13	19.841	
375m	27.207	12			375m	27.152	9		
500m	34.910	13	15.189	2	500m	34.513	8	14.672	

Heat 6

47 MARCHANT Katy -					8 NICOLAES Julie -				
Distance	Time	Rank	Lap Time	Lap	Distance	Time	Rank	Lap Time	
125m	11.543	2			125m	12.063	7		
250m	18.886	1	18.886	1	250m	19.725	9	19.725	
375m	25.994	1			375m	27.174	11		
500m	33.252	1	14.366	2	500m	34.757	10	15.032	

www.uec.ch

Report Created SAT 13 JAN 2024 15:23

Page 1/2



Institutional Partners



Partners



Local Organising Committee



10-14 January 2024

Women's 500m Time Trial / 500m Contre la montre femmes  
Qualifying / Qualifications  
Race Analysis / Analyse de la course

Heat 7

29 MICHAUX Julie -				Lap	103 BILETSKA Alla -			
Distance	Time	Rank	Lap Time		Distance	Time	Rank	Lap Time
125m	12.442	15		1	125m	12.606	17	
250m	20.151	16	20.151		250m	20.147	15	20.147
375m	27.603	16		2	375m	27.410	15	
500m	35.086	16	14.935		500m	34.960	15	14.813

Heat 8

63 VECE Miriam -				Lap	70 LAMBERINK Kyra -			
Distance	Time	Rank	Lap Time		Distance	Time	Rank	Lap Time
125m	11.804	6		1	125m	11.786	5	
250m	19.111	5	19.111		250m	19.330	6	19.330
375m	26.158	4		2	375m	26.769	7	
500m	33.411	3	14.300		500m	34.545	9	15.215

Heat 9

32 GRABOSCH Pauline Sophie -				Lap	27 KOUAME Taky Marie Divine -			
Distance	Time	Rank	Lap Time		Distance	Time	Rank	Lap Time
125m	11.620	4		1	125m	12.079	8	
250m	18.970	4	18.970		250m	19.403	7	19.403
375m	26.090	2		2	375m	26.391	6	
500m	33.373	2	14.403		500m	33.554	4	14.151

Women's 500m Time Trial / 500m Contre la montre femmes  
Qualifying / Qualifications  
Start List / Liste de départ

Sat 13 Jan 2024 - Race distance: 500m

World Record	32.268 SALAZAR Jessica	MEX Aguascalientes (MEX)	7 OCT 2016
--------------	------------------------	--------------------------	------------

Heat	Race Number	Name	NAT	Time
1	60	FIDANZA Martina	ITA	_____
	50	THOMAS Lowri	GBR	_____
2	11	JABORNIKOVA Anna	CZE	_____
	77	KARWACKA Marlena	POL	_____
3	15	MIKŠANIKOVA Natalie	CZE	_____
	37	SCHNEIDER Clara	GER	_____
4	4	JENAER Valerie	BEL	_____
	69	KALEE Kimberly	NED	_____
5	106	LOHVINIUK Oleksandra	UKR	_____
	80	PETRI Paulina	POL	_____
6	47	MARCHANT Katy	GBR	_____
	8	NICOLAES Julie	BEL	_____
7	29	MICHAUX Julie	FRA	_____
	103	BILETSKA Alla	UKR	_____
8	63	VECE Miriam	ITA	_____
	70	LAMBERINK Kyra	NED	_____
9	32	GRABOSCH Pauline Sophie	GER	_____
	27	KOUAME Taky Marie Divine	FRA	_____

**Progression rule:**

Top 8 riders qualify for final.

Women's Team Pursuit / Poursuite par équipe femmes

Final Classification / Classement final

Thu 11 Jan 2024

World Record	4:04.242	GER - Germany	Tokyo (JPN)	3 AUG 2021
--------------	----------	---------------	-------------	------------

Rank	NAT / Name	1000m	2000m 1000-2000	3000m 2000-3000	Time 3000-4000	Average Speed km/h
<b>For Gold</b>						
GOLD	1	<b>ITA - Italy</b>	1:07.772	2:08.511	3:09.862	<b>4:12.551</b> 57.018
		58 BALSAMO Elisa		1:00.739	1:01.351	1:02.689
		60 FIDANZA Martina	(X)			
		61 GUAZZINI Vittoria				
		62 PATERNOSTER Letizia				
SILVER	2	<b>GBR - Great Britain</b>	1:07.756	2:08.926	3:11.145	<b>4:15.950</b> 56.261
		41 BARKER Megan	(X)	1:01.170	1:02.219	1:04.805
		45 KNIGHT Josie				
		48 MORRIS Anna				
		49 ROBERTS Jessica				
		43 EVANS Neah	(R)			
<b>For Bronze</b>						
BRONZE	3	<b>GER - Germany</b>	1:08.568	2:10.385	3:12.082	<b>4:14.768</b> 56.522
		30 BRAUSSE Franziska		1:01.817	1:01.697	1:02.686
		34 KLEIN Lisa				
		36 REISSNER Lena Charlotte	(X)			
		38 SUSSEMILCH Laura				
		35 KROGER Mieke	(R)			
	4	<b>IRL - Ireland</b>	1:09.034	2:11.548	3:15.696	<b>4:21.539</b> 55.059
		53 GILLESPIE Lara		1:02.514	1:04.148	1:05.843
		54 GRIFFIN Mia	(X)			
		55 MURPHY Kelly				
		56 SHARPE Alice				
		52 CREIGHTON Erin Grace	(R)			
<b>Placed after First Round</b>						
	5	<b>BEL - Belgium</b>				
		2 de CLERCQ Katrijn				
		5 JOORIS Febe				
		6 KOPECKY Lotte				
		9 VANHOVE Marith				
		7 MAES Sara	(R)			
	6	<b>POL - Poland</b>				
		78 LORKOWSKA Patrycja				
		81 PIKULIK Daria				
		83 PLOSAJ Nikol				
		85 WANKIEWICZ Olga				
		82 PIKULIK Wiktoria	(R)			

Women's Team Pursuit / Poursuite par équipe femmes

Final Classification / Classement final

Thu 11 Jan 2024

Rank	NAT / Name	1000m	2000m 1000-2000	3000m 2000-3000	Time 3000-4000	Average Speed km/h
7	<b>FRA - France</b>					
	22 BORRAS Marion					
	23 COPPONI Clara					
	25 FORTIN Valentine					
	28 LALLEMANT Lara					
	21 BERTEAU Victoire (R)					
	<b>SUI - Switzerland</b>					DSQ
	97 ANDRES Michelle					
	98 LIECHTI Jasmin					
	99 LIEHNER Annika					
	102 STETTLER Janice					
<i>Did not qualify for First Round</i>						
9	<b>ESP - Spain</b>					
	92 FERRERES NAVARRO Isabel					
	93 GARAU ROCA Marina					
	94 ISASI CRISTOBAL Ziortza					
	96 RODRIGUEZ CORDERO Laura					

LEGEND

DSQ Disqualified R Replaced X Rider pulled out before the finish

www.uec.ch

Report Created THU 11 JAN 2024 18:57

Page 2/2



Institutional Partners



Partners



Local Organising Committee



10-14 January 2024

Women's Team Pursuit / Poursuite par équipe femmes  
Finals / Finales  
Race Analysis / Analyse de la course

For Gold

GBR - Great Britain				Lap	ITA - Italy			
Distance	Time	Rank	Lap Time		Distance	Time	Rank	Lap Time
125m	13.850	1			125m	14.210	2	
250m	22.084	1	22.084	1	250m	22.356	2	22.356
375m	29.711	1			375m	30.034	2	
500m	37.222	1	15.138	2	500m	37.496	2	15.140
625m	44.855	1			625m	45.094	2	
750m	52.423	1	15.201	3	750m	52.615	2	15.119
875m	1:00.026	1			875m	1:00.166	2	
1000m	1:07.756	1	15.333	4	1000m	1:07.772	2	15.157
1125m	1:15.356	1			1125m	1:15.438	2	
1250m	1:22.996	2	15.240	5	1250m	1:22.981	1	15.209
1375m	1:30.765	2			1375m	1:30.553	1	
1500m	1:38.405	2	15.409	6	1500m	1:38.212	1	15.231
1625m	1:46.005	2			1625m	1:45.755	1	
1750m	1:53.592	2	15.187	7	1750m	1:53.258	1	15.046
1875m	2:01.183	2			1875m	2:00.784	1	
2000m	2:08.926	2	15.334	8	2000m	2:08.511	1	15.253
2125m	2:16.579	2			2125m	2:16.092	1	
2250m	2:24.314	2	15.388	9	2250m	2:23.711	1	15.200
2375m	2:32.210	2			2375m	2:31.366	1	
2500m	2:39.939	2	15.625	10	2500m	2:39.132	1	15.421
2625m	2:47.701	2			2625m	2:46.860	1	
2750m	2:55.604	2	15.665	11	2750m	2:54.540	1	15.408
2875m	3:03.361	2			2875m	3:02.106	1	
3000m	3:11.145	2	15.541	12	3000m	3:09.862	1	15.322
3125m	3:18.972	2			3125m	3:17.611	1	
3250m	3:26.908	2	15.763	13	3250m	3:25.523	1	15.661
3375m	3:34.991	2			3375m	3:33.181	1	
3500m	3:43.054	2	16.146	14	3500m	3:40.747	1	15.224
3625m	3:51.081	2			3625m	3:48.401	1	
3750m	3:59.309	2	16.255	15	3750m	3:56.197	1	15.450
3875m	4:07.540	2			3875m	4:04.187	1	
4000m	4:15.950	2	16.641	16	4000m	4:12.551	1	16.354

www.uec.ch

Report Created THU 11 JAN 2024 18:57

Page 1/2



Institutional Partners



Partners



Local Organising Committee



10-14 January 2024

Women's Team Pursuit / Poursuite par équipe femmes  
Finals / Finales  
Race Analysis / Analyse de la course

For Bronze

GER - Germany				Lap	IRL - Ireland			
Distance	Time	Rank	Lap Time		Distance	Time	Rank	Lap Time
125m	14.058	3			125m	14.212	4	
250m	22.365	3	22.365	1	250m	22.464	4	22.464
375m	30.108	3			375m	30.227	4	
500m	37.759	3	15.394	2	500m	37.885	4	15.421
625m	45.457	3			625m	45.737	4	
750m	53.223	3	15.464	3	750m	53.451	4	15.566
875m	1:00.881	3			875m	1:01.171	4	
1000m	1:08.568	3	15.345	4	1000m	1:09.034	4	15.583
1125m	1:16.306	3			1125m	1:16.808	4	
1250m	1:24.196	3	15.628	5	1250m	1:24.587	4	15.553
1375m	1:31.928	3			1375m	1:32.411	4	
1500m	1:39.581	3	15.385	6	1500m	1:40.349	4	15.762
1625m	1:47.278	3			1625m	1:48.126	4	
1750m	1:55.013	3	15.432	7	1750m	1:55.921	4	15.572
1875m	2:02.833	3			1875m	2:03.682	4	
2000m	2:10.385	3	15.372	8	2000m	2:11.548	4	15.627
2125m	2:17.949	3			2125m	2:19.316	4	
2250m	2:25.500	3	15.115	9	2250m	2:27.115	4	15.567
2375m	2:33.118	3			2375m	2:35.224	4	
2500m	2:40.907	3	15.407	10	2500m	2:43.130	4	16.015
2625m	2:48.785	3			2625m	2:51.017	4	
2750m	2:56.571	3	15.664	11	2750m	2:59.080	4	15.950
2875m	3:04.346	3			2875m	3:07.261	4	
3000m	3:12.082	3	15.511	12	3000m	3:15.696	4	16.616
3125m	3:19.764	3			3125m	3:23.777	4	
3250m	3:27.520	3	15.438	13	3250m	3:31.808	4	16.112
3375m	3:35.429	3			3375m	3:39.910	4	
3500m	3:43.262	3	15.742	14	3500m	3:48.180	4	16.372
3625m	3:51.070	3			3625m	3:56.246	4	
3750m	3:58.926	3	15.664	15	3750m	4:04.491	4	16.311
3875m	4:06.752	3			3875m	4:12.857	4	
4000m	4:14.768	3	15.842	16	4000m	4:21.539	4	17.048



Women's Team Pursuit / Poursuite par équipe femmes  
Finals / Finales  
Start List / Liste de départ

Thu 11 Jan 2024 - Race distance: 4km

World Record	4:04.242	GER - Germany	Tokyo (JPN)	3 AUG 2021
--------------	----------	---------------	-------------	------------

Heat	Race Number	NAT / Name	Time		
FOR BRONZE	<b>GER - Germany</b>				
	30	BRAUSSE Franziska			
	34	KLEIN Lisa			
	36	REISSNER Lena Charlotte			
	38	SUSSEMILCH Laura			
	<b>IRL - Ireland</b>				
	53	GILLESPIE Lara			
	54	GRIFFIN Mia			
	55	MURPHY Kelly			
	56	SHARPE Alice			
	FOR GOLD	<b>GBR - Great Britain</b>			
		41	BARKER Megan		
45		KNIGHT Josie			
48		MORRIS Anna			
49		ROBERTS Jessica			
<b>ITA - Italy</b>					
58		BALSAMO Elisa			
60		FIDANZA Martina			
61		GUAZZINI Vittoria			
62		PATERNOSTER Letizia			

**Note:**

The composition of the teams may be subject to change up to 30 minutes before the start of the race.



Women's Team Pursuit / Poursuite par équipe femmes  
First Round / Premier tour  
Results / Résultats

Wed 10 Jan 2024 - Race distance: 4km

World Record	4:04.242	GER - Germany	Tokyo (JPN)	3 AUG 2021
--------------	----------	---------------	-------------	------------

Heat	Rank	NAT / Name	1000m	2000m 1000-2000	3000m 2000-3000	Time 3000-4000	Average Speed km/h	
1	1	<b>BEL - Belgium</b>	1:09.056	2:12.782	3:16.220	<b>4:21.281</b>	55.113	
		2 de CLERCQ Katrijn		1:03.726	1:03.438	1:05.061		
		5 JOORIS Febe (X)						
		6 KOPECKY Lotte						
		9 VANHOVE Marith						
	2	<b>POL - Poland</b>	1:10.926	2:14.269	3:18.479	<b>4:23.760</b>	54.595	
		78 LORKOWSKA Patrycja		1:03.343	1:04.210	1:05.281		
		81 PIKULIK Daria						
		83 PLOSAJ Nikol (X)						
		85 WANKIEWICZ Olga						
2	1	<b>IRL - Ireland</b>	1:08.458	2:10.439	3:15.718	<b>4:20.881</b>	55.198	QB
		53 GILLESPIE Lara		1:01.981	1:05.279	1:05.163		
		54 GRIFFIN Mia (X)						
		55 MURPHY Kelly						
		56 SHARPE Alice						
		<b>SUI - Switzerland</b>					<b>DSQ</b>	
		97 ANDRES Michelle						
		98 LIECHTI Jasmin						
		99 LIEHNER Annika						
		102 STETTLER Janice (X)						
3	1	<b>GBR - Great Britain</b>	1:08.240	2:09.463	3:10.896	<b>4:12.866</b>	56.947	QG
		41 BARKER Megan (X)		1:01.223	1:01.433	1:01.970		
		45 KNIGHT Josie						
		48 MORRIS Anna						
		49 ROBERTS Jessica						
	2	<b>GER - Germany</b>	1:08.220	2:10.021	3:11.661	<b>4:14.326</b>	56.620	QB
		30 BRAUSSE Franziska		1:01.801	1:01.640	1:02.665		
		34 KLEIN Lisa						
		35 KROGER Mieke (X)						
		38 SUSSEMILCH Laura						

Women's Team Pursuit / Poursuite par équipe femmes  
First Round / Premier tour  
Results / Résultats

Wed 10 Jan 2024 - Race distance: 4km

Heat	Rank	NAT / Name	1000m	2000m 1000-2000	3000m 2000-3000	Time 3000-4000	Average Speed km/h	
4	1	<b>ITA - Italy</b>	1:08.075	2:08.328				QG
		58 BALSAMO Elisa		1:00.253				
		60 FIDANZA Martina						
		61 GUAZZINI Vittoria						
		62 PATERNOSTER Letizia						(X)
	2	<b>FRA - France</b>	1:12.655	2:15.825		4:29.069	53.518	
		22 BORRAS Marion		1:03.170				
		23 COPPONI Clara						
		25 FORTIN Valentine						
		28 LALLEMANT Lara						

**Progression rule:**

The winners of heats 3 and 4 in the First round ride the final for the gold and silver medals.

The remaining six teams will be ranked by their times in the First round and will be paired as follows:

The two fastest teams ride the final for the bronze medal.

**SUI - Switzerland**

has been disqualified for behaviour against Art 3.2.097

A été disqualifié(e) pour comportement contre Art 3.2.097

**LEGEND**

**DSQ** Disqualified **QB** Qualified for Bronze **QG** Qualified for Gold **X** Rider pulled out before the finish

www.uec.ch

Report Created WED 10 JAN 2024 21:00

Page 2/2



Institutional Partners



Partners



Local Organising Committee



10-14 January 2024

Women's Team Pursuit / Poursuite par équipe femmes  
First Round / Premier tour  
Race Analysis / Analyse de la course

Heat 1

POL - Poland				Lap	BEL - Belgium			
Distance	Time	Rank	Lap Time		Distance	Time	Rank	Lap Time
125m	14.450	2			125m	13.700	1	
250m	22.929	2	22.929	1	250m	22.066	1	22.066
375m	31.040	2			375m	29.784	1	
500m	39.071	2	16.142	2	500m	37.539	1	15.473
625m	47.254	2			625m	45.399	1	
750m	55.177	2	16.106	3	750m	53.187	1	15.648
875m	1:03.199	2			875m	1:00.977	1	
1000m	1:10.926	2	15.749	4	1000m	1:09.056	1	15.869
1125m	1:18.958	2			1125m	1:16.900	1	
1250m	1:26.574	2	15.648	5	1250m	1:24.673	1	15.617
1375m	1:34.446	2			1375m	1:32.547	1	
1500m	1:42.144	2	15.570	6	1500m	1:40.742	1	16.069
1625m	1:50.238	2			1625m	1:48.572	1	
1750m	1:58.148	2	16.004	7	1750m	1:56.516	1	15.774
1875m	2:06.185	2			1875m	2:04.536	1	
2000m	2:14.269	2	16.121	8	2000m	2:12.782	1	16.266
2125m	2:22.357	2			2125m	2:20.574	1	
2250m	2:30.519	2	16.250	9	2250m	2:28.575	1	15.793
2375m	2:38.580	2			2375m	2:36.347	1	
2500m	2:46.552	2	16.033	10	2500m	2:44.292	1	15.717
2625m	2:54.593	2			2625m	2:52.058	1	
2750m	3:02.646	2	16.094	11	2750m	3:00.082	1	15.790
2875m	3:10.759	2			2875m	3:07.906	1	
3000m	3:18.479	2	15.833	12	3000m	3:16.220	1	16.138
3125m	3:26.656	2			3125m	3:24.332	1	
3250m	3:34.567	2	16.088	13	3250m	3:32.913	1	16.693
3375m	3:42.914	2			3375m	3:41.053	1	
3500m	3:50.924	2	16.357	14	3500m	3:49.620	1	16.707
3625m	3:59.432	2			3625m	3:57.557	1	
3750m	4:07.537	2	16.613	15	3750m	4:05.498	1	15.878
3875m	4:15.680	2			3875m	4:13.262	1	
4000m	4:23.760	2	16.223	16	4000m	4:21.281	1	15.783

www.uec.ch

Report Created THU 11 JAN 2024 13:26

Page 1/4



Institutional Partners



Partners



Local Organising Committee



10-14 January 2024

Women's Team Pursuit / Poursuite par équipe femmes  
First Round / Premier tour  
Race Analysis / Analyse de la course

Heat 2

IRL - Ireland					SUI - Switzerland				
Distance	Time	Rank	Lap Time	Lap	Distance	Time	Rank	Lap Time	
125m	14.124	1			125m	DSQ			
250m	22.291	1	22.291	1	250m				
375m	30.024	1			375m				
500m	37.626	1	15.335	2	500m				
625m	45.420	1			625m				
750m	53.028	1	15.402	3	750m				
875m	1:00.669	1			875m				
1000m	1:08.458	1	15.430	4	1000m				
1125m	1:16.169	1			1125m				
1250m	1:23.882	1	15.424	5	1250m				
1375m	1:31.718	1			1375m				
1500m	1:39.421	1	15.539	6	1500m				
1625m	1:47.098	1			1625m				
1750m	1:54.868	1	15.447	7	1750m				
1875m	2:02.510	1			1875m				
2000m	2:10.439	1	15.571	8	2000m				
2125m	2:18.514	1			2125m				
2250m	2:26.781	1	16.342	9	2250m				
2375m	2:34.732	1			2375m				
2500m	2:42.648	1	15.867	10	2500m				
2625m	2:50.643	1			2625m				
2750m	2:58.721	1	16.073	11	2750m				
2875m	3:07.174	1			2875m				
3000m	3:15.718	1	16.997	12	3000m				
3125m	3:23.961	1			3125m				
3250m	3:32.150	1	16.432	13	3250m				
3375m	3:40.437	1			3375m				
3500m	3:48.466	1	16.316	14	3500m				
3625m	3:56.462	1			3625m				
3750m	4:04.506	1	16.040	15	3750m				
3875m	4:12.593	1			3875m				
4000m	4:20.881	1	16.375	16	4000m				

www.uec.ch

Report Created THU 11 JAN 2024 13:26

Page 2/4



Institutional Partners



Partners



Local Organising Committee



10-14 January 2024

Women's Team Pursuit / Poursuite par équipe femmes  
First Round / Premier tour  
Race Analysis / Analyse de la course

Heat 3

GER - Germany					GBR - Great Britain				
Distance	Time	Rank	Lap Time	Lap	Distance	Time	Rank	Lap Time	
125m	13.989	1			125m	14.002	2		
250m	22.287	1	22.287	1	250m	22.339	2	22.339	
375m	30.067	2			375m	30.017	1		
500m	37.727	2	15.440	2	500m	37.614	1	15.275	
625m	45.333	2			625m	45.322	1		
750m	53.036	2	15.309	3	750m	52.921	1	15.307	
875m	1:00.609	2			875m	1:00.532	1		
1000m	1:08.220	1	15.184	4	1000m	1:08.240	2	15.319	
1125m	1:15.907	2			1125m	1:15.801	1		
1250m	1:23.760	2	15.540	5	1250m	1:23.416	1	15.176	
1375m	1:31.466	2			1375m	1:31.107	1		
1500m	1:39.133	2	15.373	6	1500m	1:38.723	1	15.307	
1625m	1:46.834	2			1625m	1:46.345	1		
1750m	1:54.517	2	15.384	7	1750m	1:54.013	1	15.290	
1875m	2:02.343	2			1875m	2:01.680	1		
2000m	2:10.021	2	15.504	8	2000m	2:09.463	1	15.450	
2125m	2:17.730	2			2125m	2:17.077	1		
2250m	2:25.457	2	15.436	9	2250m	2:24.665	1	15.202	
2375m	2:33.206	2			2375m	2:32.251	1		
2500m	2:40.883	2	15.426	10	2500m	2:39.873	1	15.208	
2625m	2:48.701	2			2625m	2:47.660	1		
2750m	2:56.382	2	15.499	11	2750m	2:55.337	1	15.464	
2875m	3:04.024	2			2875m	3:03.002	1		
3000m	3:11.661	2	15.279	12	3000m	3:10.896	1	15.559	
3125m	3:19.347	2			3125m	3:18.593	1		
3250m	3:27.132	2	15.471	13	3250m	3:26.300	1	15.404	
3375m	3:35.112	2			3375m	3:33.965	1		
3500m	3:42.958	2	15.826	14	3500m	3:41.748	1	15.448	
3625m	3:50.880	2			3625m	3:49.401	1		
3750m	3:58.889	2	15.931	15	3750m	3:57.089	1	15.341	
3875m	4:06.595	2			3875m	4:04.866	1		
4000m	4:14.326	2	15.437	16	4000m	4:12.866	1	15.777	

www.uec.ch

Report Created THU 11 JAN 2024 13:26

Page 3/4



Institutional Partners



Partners



Local Organising Committee



10-14 January 2024

Women's Team Pursuit / Poursuite par équipe femmes  
First Round / Premier tour  
Race Analysis / Analyse de la course

Heat 4

ITA - Italy				Lap	FRA - France			
Distance	Time	Rank	Lap Time		Distance	Time	Rank	Lap Time
125m	14.054	1			125m	14.817	2	
250m	22.287	1	22.287	1	250m	23.828	2	23.828
375m	30.108	1			375m	32.724	2	
500m	37.664	1	15.377	2	500m	41.126	2	17.298
625m	45.336	1			625m	49.030	2	
750m	52.891	1	15.227	3	750m	56.962	2	15.836
875m	1:00.457	1			875m	1:04.835	2	
1000m	1:08.075	1	15.184	4	1000m	1:12.655	2	15.693
1125m	1:15.808	1			1125m	1:20.826	2	
1250m	1:23.427	1	15.352	5	1250m	1:28.681	2	16.026
1375m	1:30.941	1			1375m	1:36.439	2	
1500m	1:38.557	1	15.130	6	1500m	1:44.230	2	15.549
1625m	1:46.040	1			1625m	1:51.885	2	
1750m	1:53.355	1	14.798	7	1750m	1:59.745	2	15.515
1875m	2:00.742	1			1875m	2:07.568	2	
2000m	2:08.328	1	14.973	8	2000m	2:15.825	2	16.080
2125m	2:16.124	1			2125m	2:24.006	2	
2250m	2:40.490	2	32.162	9	2250m	2:32.440	1	16.615
2375m					2375m	2:40.490	1	
2500m				10	2500m	2:48.952	1	16.512
2625m					2625m	2:57.268	1	
2750m				11	2750m	3:05.480	1	16.528
2875m					2875m	3:13.792	1	
3000m				12	3000m	3:22.266	1	16.786
3125m					3125m	3:30.485	1	
3250m				13	3250m	3:38.671	1	16.405
3375m					3375m	3:46.888	1	
3500m				14	3500m	3:55.074	1	16.403
3625m					3625m	4:03.543	1	
3750m				15	3750m	4:12.351	1	17.277
3875m					3875m	4:20.759	1	
4000m				16	4000m	4:29.069	2	16.718

LEGEND

DSQ Disqualified

www.uec.ch

Report Created THU 11 JAN 2024 13:26

Page 4/4



Institutional Partners



Partners



Local Organising Committee



**Women's Team Pursuit / Poursuite par équipe femmes**  
**First Round / Premier tour**  
**Start List / Liste de départ**

Wed 10 Jan 2024 - Race distance: 4km

<b>World Record</b>	4:04.242 GER - Germany	Tokyo (JPN)	3 AUG 2021
---------------------	------------------------	-------------	------------

Heat	Race Number	NAT / Name	Time	
1		<b>POL - Poland</b>		
	78	LORKOWSKA Patrycja		
	81	PIKULIK Daria		
	83	PLOSAJ Nikol		
	85	WANKIEWICZ Olga		
		<b>BEL - Belgium</b>		
	2	de CLERCQ Katrijn		
	5	JOORIS Febe		
	6	KOPECKY Lotte		
	9	VANHOVE Marith		
	2		<b>IRL - Ireland</b>	
		53	GILLESPIE Lara	
		54	GRIFFIN Mia	
55		MURPHY Kelly		
56		SHARPE Alice		
		<b>SUI - Switzerland</b>		
97		ANDRES Michelle		
98		LIECHTI Jasmin		
99		LIEHNER Annika		
102		STETTLER Janice		
3		<b>GER - Germany</b>		
	30	BRAUSSE Franziska		
	34	KLEIN Lisa		
	35	KROGER Mieke		
	38	SUSSEMILCH Laura		
		<b>GBR - Great Britain</b>		
	41	BARKER Megan		
	45	KNIGHT Josie		
	48	MORRIS Anna		
	49	ROBERTS Jessica		

**Women's Team Pursuit / Poursuite par équipe femmes**  
**First Round / Premier tour**  
**Start List / Liste de départ**

Wed 10 Jan 2024 - Race distance: 4km

Heat	Race Number	NAT / Name	Time
4		<b>ITA - Italy</b>	
	58	BALSAMO Elisa	
	60	FIDANZA Martina	
	61	GUAZZINI Vittoria	
	62	PATERNOSTER Letizia	
		<b>FRA - France</b>	
	22	BORRAS Marion	
	23	COPPONI Clara	
	25	FORTIN Valentine	
	28	LALLEMANT Lara	

**Progression rule:**

The winners of heats 3 and 4 in the First round ride the final for the gold and silver medals.

The remaining six teams will be ranked by their times in the First round and will be paired as follows:

The two fastest teams ride the final for the bronze medal.

**Note:**

The composition of the teams may be subject to change up to 30 minutes before the start of the race.



Women's Team Pursuit / Poursuite par équipe femmes  
Qualifying / Qualifications  
Results / Résultats

Wed 10 Jan 2024 - Race distance: 4km

World Record	4:04.242 GER - Germany	Tokyo (JPN)	3 AUG 2021
--------------	------------------------	-------------	------------

Rank	NAT / Name	1000m	2000m 1000-2000	3000m 2000-3000	Time 3000-4000	Average Speed km/h	
1	<b>ITA - Italy</b>	1:08.566 (4)	2:10.354 (2)	3:12.379 (1)	<b>4:15.180</b>	56.431	Q
	58 BALSAMO Elisa		1:01.788 (2)	1:02.025 (1)	1:02.801 (1)		
	60 FIDANZA Martina						
	61 GUAZZINI Vittoria						
	62 PATERNOSTER Letizia						
2	<b>GER - Germany</b>	1:08.023 (1)	2:10.836 (4)	3:14.095 (4)	<b>4:17.106</b>	56.008	Q
	30 BRAUSSE Franziska		1:02.813 (4)	1:03.259 (3)	1:03.011 (2)		
	34 KLEIN Lisa						
	35 KROGER Mieke						
	38 SUSSEMILCH Laura						
3	<b>GBR - Great Britain</b>	1:08.149 (2)	2:10.370 (3)	3:13.139 (2)	<b>4:17.113</b>	56.007	Q
	41 BARKER Megan		1:02.221 (3)	1:02.769 (2)	1:03.974 (3)		
	43 EVANS Neah						
	45 KNIGHT Josie						
	48 MORRIS Anna						
4	<b>FRA - France</b>	1:08.456 (3)	2:09.957 (1)	3:14.015 (3)	<b>4:18.475</b>	55.711	Q
	21 BERTEAU Victoire		1:01.501 (1)	1:04.058 (4)	1:04.460 (4)		
	22 BORRAS Marion						
	23 COPPONI Clara						
	25 FORTIN Valentine						
5	<b>IRL - Ireland</b>	1:10.002 (6)	2:12.914 (5)	3:17.847 (5)	<b>4:23.807</b>	54.585	Q
	52 CREIGHTON Erin Grace		1:02.912 (5)	1:04.933 (5)	1:05.960 (5)		
	53 GILLESPIE Lara						
	55 MURPHY Kelly						
	56 SHARPE Alice						
6	<b>POL - Poland</b>	1:10.930 (7)	2:15.634 (7)	3:21.010 (6)	<b>4:27.239</b>	53.884	Q
	78 LORKOWSKA Patrycja		1:04.704 (6)	1:05.376 (6)	1:06.229 (6)		
	82 PIKULIK Wiktoria						
	83 PLOSAJ Nikol						
	85 WANKIEWICZ Olga						
7	<b>BEL - Belgium</b>	1:09.514 (5)	2:14.910 (6)	3:22.415 (7)	<b>4:30.225</b>	53.289	Q
	2 de CLERCQ Katrijn		1:05.396 (7)	1:07.505 (9)	1:07.810 (8)		
	5 JOORIS Febe						
	7 MAES Sara						
	9 VANHOVE Marith						
8	<b>SUI - Switzerland</b>	1:12.985 (9)	2:19.676 (9)	3:25.509 (8)	<b>4:32.186</b>	52.905	Q
	97 ANDRES Michelle		1:06.691 (8)	1:05.833 (7)	1:06.677 (7)		
	98 LIECHTI Jasmin						
	99 LIEHNER Annika						
	102 STETTLER Janice						

Women's Team Pursuit / Poursuite par équipe femmes  
Qualifying / Qualifications  
Results / Résultats

Wed 10 Jan 2024 - Race distance: 4km

Rank	NAT / Name	1000m	2000m 1000-2000	3000m 2000-3000	Time 3000-4000	Average Speed km/h
9	ESP - Spain	1:12.000 (8)	2:18.848 (8)	3:26.029 (9)	<b>4:34.916</b>	52.380
	92 FERRERES NAVARRO Isabel		1:06.848 (9)	1:07.181 (8)	1:08.887 (9)	
	93 GARAU ROCA Marina					
	94 ISASI CRISTOBAL Ziortza					
	96 RODRIGUEZ CORDERO Laura					

**Progression rule:**

The eight fastest teams will qualify and be matched in the First Round as follows:

The 6th fastest team against the 7th fastest team.

The 5th fastest team against the 8th fastest team.

The 2nd fastest team against the 3rd fastest team.

The fastest team against the 4th fastest team.

**LEGEND**

Q Qualified

10-14 January 2024

Women's Team Pursuit / Poursuite par équipe femmes  
Qualifying / Qualifications  
Race Analysis / Analyse de la course

Heat 1					Heat 2				
Distance	BEL - Belgium		Lap Time	Lap	Distance	SUI - Switzerland		Lap Time	
	Time	Rank				Time	Rank		
125m	13.776	3			125m	14.460	7		
250m	21.901	1	21.901	1	250m	23.505	9	23.505	
375m	29.751	2			375m	31.757	9		
500m	37.660	3	15.759	2	500m	39.921	9	16.416	
625m	45.520	5			625m	48.056	9		
750m	53.402	5	15.742	3	750m	56.266	9	16.345	
875m	1:01.507	5			875m	1:04.694	9		
1000m	1:09.514	5	16.112	4	1000m	1:12.985	9	16.719	
1125m	1:17.585	5			1125m	1:21.272	9		
1250m	1:25.621	5	16.107	5	1250m	1:29.528	9	16.543	
1375m	1:33.820	6			1375m	1:37.924	9		
1500m	1:41.863	6	16.242	6	1500m	1:46.252	9	16.724	
1625m	1:49.960	6			1625m	1:54.564	9		
1750m	1:58.179	6	16.316	7	1750m	2:02.865	9	16.613	
1875m	2:06.476	6			1875m	2:11.315	9		
2000m	2:14.910	6	16.731	8	2000m	2:19.676	9	16.811	
2125m	2:23.671	6			2125m	2:27.955	9		
2250m	2:32.186	7	17.276	9	2250m	2:36.144	9	16.468	
2375m	2:40.678	7			2375m	2:44.500	9		
2500m	2:49.111	7	16.925	10	2500m	2:52.761	9	16.617	
2625m	2:57.650	7			2625m	3:01.130	9		
2750m	3:05.930	7	16.819	11	2750m	3:09.255	9	16.494	
2875m	3:14.192	7			2875m	3:17.399	9		
3000m	3:22.415	7	16.485	12	3000m	3:25.509	8	16.254	
3125m	3:30.847	7			3125m	3:33.703	8		
3250m	3:39.129	7	16.714	13	3250m	3:42.024	8	16.515	
3375m	3:47.466	7			3375m	3:50.316	8		
3500m	3:55.952	7	16.823	14	3500m	3:58.595	8	16.571	
3625m	4:04.400	7			3625m	4:06.855	8		
3750m	4:13.012	7	17.060	15	3750m	4:15.308	8	16.713	
3875m	4:21.450	7			3875m	4:23.634	8		
4000m	4:30.225	7	17.213	16	4000m	4:32.186	8	16.878	

www.uec.ch

Report Created WED 10 JAN 2024 16:13

Page 1/5



Institutional Partners



Partners



Local Organising Committee



10-14 January 2024

Women's Team Pursuit / Poursuite par équipe femmes  
Qualifying / Qualifications  
Race Analysis / Analyse de la course

Heat 3					Heat 4				
Distance	ESP - Spain		Lap Time	Lap	Distance	POL - Poland		Lap Time	
	Time	Rank				Time	Rank		
125m	14.604	9			125m	14.156	6		
250m	23.207	7	23.207	1	250m	22.740	6	22.740	
375m	31.337	8			375m	30.848	6		
500m	39.592	8	16.385	2	500m	38.830	6	16.090	
625m	47.794	8			625m	47.007	7		
750m	55.857	8	16.265	3	750m	55.027	7	16.197	
875m	1:03.843	8			875m	1:03.016	7		
1000m	1:12.000	8	16.143	4	1000m	1:10.930	7	15.903	
1125m	1:20.208	8			1125m	1:19.053	7		
1250m	1:28.539	8	16.539	5	1250m	1:27.046	7	16.116	
1375m	1:36.964	8			1375m	1:35.074	7		
1500m	1:45.522	8	16.983	6	1500m	1:43.064	7	16.018	
1625m	1:53.873	8			1625m	1:51.346	7		
1750m	2:02.154	8	16.632	7	1750m	1:59.482	7	16.418	
1875m	2:10.409	8			1875m	2:07.564	7		
2000m	2:18.848	8	16.694	8	2000m	2:15.634	7	16.152	
2125m	2:27.209	8			2125m	2:23.877	7		
2250m	2:35.623	8	16.775	9	2250m	2:31.957	6	16.323	
2375m	2:44.042	8			2375m	2:40.107	6		
2500m	2:52.600	8	16.977	10	2500m	2:48.408	6	16.451	
2625m	3:00.877	8			2625m	2:56.592	6		
2750m	3:09.085	8	16.485	11	2750m	3:04.693	6	16.285	
2875m	3:17.343	8			2875m	3:12.792	6		
3000m	3:26.029	9	16.944	12	3000m	3:21.010	6	16.317	
3125m	3:34.742	9			3125m	3:29.038	6		
3250m	3:43.657	9	17.628	13	3250m	3:37.090	6	16.080	
3375m	3:52.231	9			3375m	3:45.418	6		
3500m	4:00.637	9	16.980	14	3500m	3:53.646	6	16.556	
3625m	4:09.074	9			3625m	4:02.027	6		
3750m	4:17.681	9	17.044	15	3750m	4:10.342	6	16.696	
3875m	4:26.148	9			3875m	4:18.697	6		
4000m	4:34.916	9	17.235	16	4000m	4:27.239	6	16.897	

www.uec.ch

Report Created WED 10 JAN 2024 16:13

Page 2/5



Institutional Partners



Partners



Local Organising Committee



10-14 January 2024

Women's Team Pursuit / Poursuite par équipe femmes  
Qualifying / Qualifications  
Race Analysis / Analyse de la course

Heat 5					Heat 6				
Distance	IRL - Ireland		Lap Time	Lap	Distance	GER - Germany		Lap Time	
	Time	Rank				Time	Rank		
125m	14.592	8			125m	13.718	1		
250m	23.210	8	23.210	1	250m	21.924	2	21.924	
375m	31.149	7			375m	29.616	1		
500m	38.839	7	15.629	2	500m	37.274	1	15.350	
625m	46.584	6			625m	44.927	1		
750m	54.478	6	15.639	3	750m	52.646	1	15.372	
875m	1:02.254	6			875m	1:00.308	1		
1000m	1:10.002	6	15.524	4	1000m	1:08.023	1	15.377	
1125m	1:17.892	6			1125m	1:15.823	1		
1250m	1:25.675	6	15.673	5	1250m	1:23.681	1	15.658	
1375m	1:33.502	5			1375m	1:31.717	2		
1500m	1:41.326	5	15.651	6	1500m	1:39.559	3	15.878	
1625m	1:49.328	5			1625m	1:47.356	4		
1750m	1:57.133	5	15.807	7	1750m	1:55.115	4	15.556	
1875m	2:04.947	5			1875m	2:02.907	4		
2000m	2:12.914	5	15.781	8	2000m	2:10.836	4	15.721	
2125m	2:20.841	5			2125m	2:18.661	4		
2250m	2:28.737	5	15.823	9	2250m	2:26.472	4	15.636	
2375m	2:36.904	5			2375m	2:34.360	4		
2500m	2:45.086	5	16.349	10	2500m	2:42.270	4	15.798	
2625m	2:53.489	5			2625m	2:50.276	4		
2750m	3:01.683	5	16.597	11	2750m	2:58.380	4	16.110	
2875m	3:09.806	5			2875m	3:06.275	4		
3000m	3:17.847	5	16.164	12	3000m	3:14.095	4	15.715	
3125m	3:25.873	5			3125m	3:21.922	3		
3250m	3:34.026	5	16.179	13	3250m	3:29.700	3	15.605	
3375m	3:42.156	5			3375m	3:37.508	3		
3500m	3:50.447	5	16.421	14	3500m	3:45.297	3	15.597	
3625m	3:58.722	5			3625m	3:53.256	3		
3750m	4:07.139	5	16.692	15	3750m	4:01.127	3	15.830	
3875m	4:15.369	5			3875m	4:08.962	2		
4000m	4:23.807	5	16.668	16	4000m	4:17.106	2	15.979	

www.uec.ch

Report Created WED 10 JAN 2024 16:13

Page 3/5



Institutional Partners



Partners



Local Organising Committee



10-14 January 2024

Women's Team Pursuit / Poursuite par équipe femmes  
Qualifying / Qualifications  
Race Analysis / Analyse de la course

Heat 7					Heat 8				
ITA - Italy		Rank	Lap Time	Lap	FRA - France		Rank	Lap Time	
Distance	Time				Distance	Time			
125m	13.943	4			125m	13.974	5		
250m	22.236	4	22.236	1	250m	22.410	5	22.410	
375m	30.063	4			375m	30.260	5		
500m	37.707	4	15.471	2	500m	37.837	5	15.427	
625m	45.447	4			625m	45.387	3		
750m	53.108	4	15.401	3	750m	53.104	3	15.267	
875m	1:00.844	4			875m	1:00.761	3		
1000m	1:08.566	4	15.458	4	1000m	1:08.456	3	15.352	
1125m	1:16.399	4			1125m	1:16.296	3		
1250m	1:24.107	4	15.541	5	1250m	1:24.025	3	15.569	
1375m	1:31.853	4			1375m	1:31.694	1		
1500m	1:39.649	4	15.542	6	1500m	1:39.271	1	15.246	
1625m	1:47.271	3			1625m	1:46.864	1		
1750m	1:54.910	3	15.261	7	1750m	1:54.575	1	15.304	
1875m	2:02.628	3			1875m	2:02.246	1		
2000m	2:10.354	2	15.444	8	2000m	2:09.957	1	15.382	
2125m	2:18.249	3			2125m	2:17.759	1		
2250m	2:25.946	3	15.592	9	2250m	2:25.641	1	15.684	
2375m	2:33.677	2			2375m	2:33.710	3		
2500m	2:41.349	2	15.403	10	2500m	2:41.664	3	16.023	
2625m	2:49.203	2			2625m	2:49.633	3		
2750m	2:56.946	1	15.597	11	2750m	2:57.716	3	16.052	
2875m	3:04.692	1			2875m	3:05.820	3		
3000m	3:12.379	1	15.433	12	3000m	3:14.015	3	16.299	
3125m	3:20.185	1			3125m	3:22.282	4		
3250m	3:27.888	1	15.509	13	3250m	3:30.672	4	16.657	
3375m	3:35.640	1			3375m	3:38.784	4		
3500m	3:43.490	1	15.602	14	3500m	3:46.727	4	16.055	
3625m	3:51.267	1			3625m	3:54.591	4		
3750m	3:59.046	1	15.556	15	3750m	4:02.415	4	15.688	
3875m	4:06.905	1			3875m	4:10.382	4		
4000m	4:15.180	1	16.134	16	4000m	4:18.475	4	16.060	

www.uec.ch

Report Created WED 10 JAN 2024 16:13

Page 4/5



UEC Official Suppliers

Institutional Partners



Partners



Local Organising Committee



10-14 January 2024

Women's Team Pursuit / Poursuite par équipe femmes  
Qualifying / Qualifications  
Race Analysis / Analyse de la course

Heat 9

Distance	GBR - Great Britain		Lap Time	Lap
	Time	Rank		
125m	13.749	2		
250m	22.106	3	22.106	1
375m	29.846	3		
500m	37.422	2	15.316	2
625m	45.103	2		
750m	52.663	2	15.241	3
875m	1:00.334	2		
1000m	1:08.149	2	15.486	4
1125m	1:15.983	2		
1250m	1:23.801	2	15.652	5
1375m	1:31.753	3		
1500m	1:39.498	2	15.697	6
1625m	1:47.218	2		
1750m	1:54.896	2	15.398	7
1875m	2:02.575	2		
2000m	2:10.370	3	15.474	8
2125m	2:18.093	2		
2250m	2:25.778	2	15.408	9
2375m	2:33.624	1		
2500m	2:41.333	1	15.555	10
2625m	2:49.157	1		
2750m	2:57.034	2	15.701	11
2875m	3:05.142	2		
3000m	3:13.139	2	16.105	12
3125m	3:21.178	2		
3250m	3:29.323	2	16.184	13
3375m	3:37.298	2		
3500m	3:45.212	2	15.889	14
3625m	3:53.151	2		
3750m	4:01.058	2	15.846	15
3875m	4:08.968	3		
4000m	4:17.113	3	16.055	16

www.uec.ch

Report Created WED 10 JAN 2024 16:13

Page 5/5

**ALE**<sup>®</sup>

**vittoria**<sup>®</sup>

UEC Official Suppliers

Institutional Partners



Partners



Local Organising Committee



**Women's Team Pursuit / Poursuite par équipe femmes**  
**Qualifying / Qualifications**  
**Start List / Liste de départ**

Wed 10 Jan 2024 - Race distance: 4km

<b>World Record</b>	4:04.242 GER - Germany	Tokyo (JPN)	3 AUG 2021
---------------------	------------------------	-------------	------------

Heat	Race Number	NAT / Name	Time
1		<b>BEL - Belgium</b>	
	2	de CLERCQ Katrijn	
	5	JOORIS Febe	
	7	MAES Sara	
	9	VANHOVE Marith	
2		<b>SUI - Switzerland</b>	
	97	ANDRES Michelle	
	98	LIECHTI Jasmin	
	99	LIEHNER Annika	
	102	STETTLER Janice	
3		<b>ESP - Spain</b>	
	92	FERRERES NAVARRO Isabel	
	93	GARAU ROCA Marina	
	94	ISASI CRISTOBAL Ziortza	
	96	RODRIGUEZ CORDERO Laura	
4		<b>POL - Poland</b>	
	78	LORKOWSKA Patrycja	
	82	PIKULIK Wiktoria	
	83	PLOSAJ Nikol	
	85	WANKIEWICZ Olga	
5		<b>IRL - Ireland</b>	
	52	CREIGHTON Erin Grace	
	53	GILLESPIE Lara	
	55	MURPHY Kelly	
	56	SHARPE Alice	



**Women's Team Pursuit / Poursuite par équipe femmes**  
**Qualifying / Qualifications**  
**Start List / Liste de départ**

Wed 10 Jan 2024 - Race distance: 4km

Heat	Race Number	NAT / Name	Time
6		<b>GER - Germany</b>	
	30	BRAUSSE Franziska	
	34	KLEIN Lisa	
	35	KROGER Mieke	
	38	SUSSEMILCH Laura	
7		<b>ITA - Italy</b>	
	58	BALSAMO Elisa	
	60	FIDANZA Martina	
	61	GUAZZINI Vittoria	
	62	PATERNOSTER Letizia	
8		<b>FRA - France</b>	
	21	BERTEAU Victoire	
	22	BORRAS Marion	
	23	COPPONI Clara	
	25	FORTIN Valentine	
9		<b>GBR - Great Britain</b>	
	41	BARKER Megan	
	43	EVANS Neah	
	45	KNIGHT Josie	
	48	MORRIS Anna	

**Progression rule:**

The eight fastest teams will qualify and be matched in the First Round as follows:

The 6th fastest team against the 7th fastest team.

The 5th fastest team against the 8th fastest team.

The 2nd fastest team against the 3rd fastest team.

The fastest team against the 4th fastest team.

**Note:**

The composition of the teams may be subject to change up to 30 minutes before the start of the race.

Women's Individual Pursuit / Poursuite individuelle femmes

Final Classification / Classement final

Sun 14 Jan 2024

<b>World Record</b>	3:16.937	DYGERT Chloe	USA	Berlin (GER)	29 FEB 2020
---------------------	----------	--------------	-----	--------------	-------------

Rank	Race Number	Name	NAT	1000m	2000m 1000-2000	Time 2000-3000	Average Speed km/h
GOLD	1	45 KNIGHT Josie	GBR	1:11.662	2:16.942 1:05.280	<b>3:22.816</b> 1:05.874	53.250
SILVER	2	30 BRAUSSE Franziska	GER	1:11.014	2:15.805 1:04.791	<b>3:22.819</b> 1:07.014	53.249
BRONZE	3	48 MORRIS Anna	GBR	1:11.906	2:17.526 1:05.620	<b>3:22.934</b> 1:05.408	53.219
	4	64 VENTURELLI Federica	ITA	1:13.492	2:20.427 1:06.935	<b>3:27.475</b> 1:07.048	52.054
	5	57 ALZINI Martina	ITA				
	6	55 MURPHY Kelly	IRL				
	7	85 WANKIEWICZ Olga	POL				
	8	18 GREVE Alberte	DEN				
	9	35 KROGER Mieke	GER				
	10	1 GSCHWENTNER Leila	AUT				
	11	91 ESCALERA Isabella Maria	ESP				
	12	99 LIEHNER Annika	SUI				
	13	78 LORKOWSKA Patrycja	POL				
	14	105 KOROTIEIEVA Arina	UKR				
	15	52 CREIGHTON Erin Grace	IRL				

10-14 January 2024

Women's Individual Pursuit / Poursuite individuelle femmes  
Finals / Finales  
Race Analysis / Analyse de la course

For Gold

30 BRAUSSE Franziska ()					45 KNIGHT Josie ()				
Distance	Time	Rank	Lap Time	Lap	Distance	Time	Rank	Lap Time	
125m	14.193	1			125m	14.795	2		
250m	22.997	1	22.997	1	250m	23.524	2	23.524	
375m	31.230	1			375m	31.619	2		
500m	39.269	1	16.272	2	500m	39.684	2	16.160	
625m	47.254	1			625m	47.665	2		
750m	55.169	1	15.900	3	750m	55.642	2	15.958	
875m	1:03.081	1			875m	1:03.615	2		
1000m	1:11.014	1	15.845	4	1000m	1:11.662	2	16.020	
1125m	1:19.032	1			1125m	1:19.687	2		
1250m	1:27.069	1	16.055	5	1250m	1:27.786	2	16.124	
1375m	1:35.110	1			1375m	1:35.923	2		
1500m	1:43.184	1	16.115	6	1500m	1:44.120	2	16.334	
1625m	1:51.234	1			1625m	1:52.320	2		
1750m	1:59.403	1	16.219	7	1750m	2:00.517	2	16.397	
1875m	2:07.601	1			1875m	2:08.718	2		
2000m	2:15.805	1	16.402	8	2000m	2:16.942	2	16.425	
2125m	2:24.076	1			2125m	2:25.169	2		
2250m	2:32.385	1	16.580	9	2250m	2:33.448	2	16.506	
2375m	2:40.741	1			2375m	2:41.699	2		
2500m	2:49.154	1	16.769	10	2500m	2:49.980	2	16.532	
2625m	2:57.562	1			2625m	2:58.250	2		
2750m	3:05.984	1	16.830	11	2750m	3:06.523	2	16.543	
2875m	3:14.411	1			2875m	3:14.686	2		
3000m	3:22.819	2	16.835	12	3000m	3:22.816	1	16.293	

www.uec.ch

Report Created SUN 14 JAN 2024 14:53

Page 1/2



Institutional Partners



Partners



Local Organising Committee



10-14 January 2024

Women's Individual Pursuit / Poursuite individuelle femmes  
Finals / Finales  
Race Analysis / Analyse de la course

For Bronze

48 MORRIS Anna ()					64 VENTURELLI Federica ()				
Distance	Time	Rank	Lap Time	Lap	Distance	Time	Rank	Lap Time	
125m	13.881	3			125m	14.046	4		
250m	22.437	3	22.437	1	250m	22.946	4	22.946	
375m	30.570	3			375m	31.497	4		
500m	38.726	3	16.289	2	500m	40.013	4	17.067	
625m	46.976	3			625m	48.380	4		
750m	55.283	3	16.557	3	750m	56.762	4	16.749	
875m	1:03.616	3			875m	1:05.125	4		
1000m	1:11.906	3	16.623	4	1000m	1:13.492	4	16.730	
1125m	1:20.197	3			1125m	1:21.860	4		
1250m	1:28.419	3	16.513	5	1250m	1:30.247	4	16.755	
1375m	1:36.649	3			1375m	1:38.598	4		
1500m	1:44.850	3	16.431	6	1500m	1:47.007	4	16.760	
1625m	1:53.052	3			1625m	1:55.389	4		
1750m	2:01.227	3	16.377	7	1750m	2:03.748	4	16.741	
1875m	2:09.398	3			1875m	2:12.119	4		
2000m	2:17.526	3	16.299	8	2000m	2:20.427	4	16.679	
2125m	2:25.648	3			2125m	2:28.699	4		
2250m	2:33.775	3	16.249	9	2250m	2:36.972	4	16.545	
2375m	2:41.934	3			2375m	2:45.264	4		
2500m	2:50.079	3	16.304	10	2500m	2:53.594	4	16.622	
2625m	2:58.253	3			2625m	3:02.025	4		
2750m	3:06.451	3	16.372	11	2750m	3:10.513	4	16.919	
2875m	3:14.660	3			2875m	3:18.972	4		
3000m	3:22.934	3	16.483	12	3000m	3:27.475	4	16.962	

www.uec.ch

Report Created SUN 14 JAN 2024 14:53

Page 2/2



Institutional Partners



Partners



Local Organising Committee



Women's Individual Pursuit / Poursuite individuelle femmes  
Finals / Finales  
Start List / Liste de départ

Sun 14 Jan 2024 - Race distance: 3km

World Record	3:16.937	DYGERT Chloe	USA Berlin (GER)	29 FEB 2020
--------------	----------	--------------	------------------	-------------

Heat	Race Number	Name	NAT	Time
FOR BRONZE	48	MORRIS Anna	GBR	_____
	64	VENTURELLI Federica	ITA	_____
FOR GOLD	30	BRAUSSE Franziska	GER	_____
	45	KNIGHT Josie	GBR	_____

Women's Individual Pursuit / Poursuite individuelle femmes  
Qualifying / Qualifications  
Results / Résultats

Sun 14 Jan 2024 - Race distance: 3km

World Record	3:16.937	DYGERT Chloe	USA Berlin (GER)	29 FEB 2020
--------------	----------	--------------	------------------	-------------

Rank	Race Number	Name	NAT	1000m	2000m 1000-2000	Time 2000-3000	Average Speed km/h	
1	30	BRAUSSE Franziska	GER	1:10.674 (1)	2:15.752 (1) 1:05.078 (2)	<b>3:22.574</b> 1:06.822 (2)	53.314	QG
2	45	KNIGHT Josie	GBR	1:11.201 (2)	2:16.405 (2) 1:05.204 (3)	<b>3:23.028</b> 1:06.623 (1)	53.195	QG
3	48	MORRIS Anna	GBR	1:11.781 (4)	2:16.490 (3) 1:04.709 (1)	<b>3:23.506</b> 1:07.016 (3)	53.070	QB
4	64	VENTURELLI Federica	ITA	1:11.710 (3)	2:18.509 (4) 1:06.799 (4)	<b>3:29.283</b> 1:10.774 (5)	51.605	QB
5	57	ALZINI Martina	ITA	1:14.619 (9)	2:21.509 (6) 1:06.890 (5)	<b>3:30.614</b> 1:09.105 (4)	51.279	
6	55	MURPHY Kelly	IRL	1:12.878 (6)	2:20.486 (5) 1:07.608 (6)	<b>3:31.842</b> 1:11.356 (6)	50.981	
7	85	WANKIEWICZ Olga	POL	1:12.358 (5)	2:22.055 (7) 1:09.697 (8)	<b>3:36.269</b> 1:14.214 (11)	49.938	
8	18	GREVE Alberte	DEN	1:14.914 (10)	2:25.492 (9) 1:10.578 (10)	<b>3:37.316</b> 1:11.824 (7)	49.697	
9	35	KROGER Mieke	GER	1:13.932 (7)	2:23.174 (8) 1:09.242 (7)	<b>3:37.556</b> 1:14.382 (12)	49.642	
10	1	GSCHWENTNER Leila	AUT	1:15.640 (11)	2:26.195 (10) 1:10.555 (9)	<b>3:38.848</b> 1:12.653 (9)	49.349	
11	91	ESCALERA Isabella Maria	ESP	1:16.320 (13)	2:27.232 (11) 1:10.912 (11)	<b>3:39.455</b> 1:12.223 (8)	49.213	
12	99	LIEHNER Annika	SUI	1:17.215 (14)	2:29.497 (13) 1:12.282 (12)	<b>3:42.247</b> 1:12.750 (10)	48.595	
13	78	LORKOWSKA Patrycja	POL	1:14.459 (8)	2:27.257 (12) 1:12.798 (13)	<b>3:42.541</b> 1:15.284 (14)	48.530	
14	105	KOROTIEIEVA Arina	UKR	1:18.616 (15)	2:31.739 (15) 1:13.123 (14)	<b>3:46.442</b> 1:14.703 (13)	47.694	
15	52	CREIGHTON Erin Grace	IRL	1:15.996 (12)	2:30.905 (14) 1:14.909 (15)	<b>3:48.686</b> 1:17.781 (15)	47.226	

Women's Individual Pursuit / Poursuite individuelle femmes  
Qualifying / Qualifications  
Results / Résultats

Sun 14 Jan 2024 - Race distance: 3km

Rank	Race Number	Name	NAT	1000m	2000m 1000-2000	Time 2000-3000	Average Speed km/h
------	-------------	------	-----	-------	--------------------	-------------------	-----------------------

**Progression rule:**

Fastest 2 riders race for Gold, and 3rd and 4th riders race for Bronze.

**LEGEND**

**QB** Qualified for Bronze      **QG** Qualified for Gold



10-14 January 2024

Women's Individual Pursuit / Poursuite individuelle femmes  
Qualifying / Qualifications  
Race Analysis / Analyse de la course

Heat 1

64 VENTURELLI Federica ()					
Distance	Time	Rank	Lap Time	Lap	
125m	13.832	1			125m
250m	22.442	1	22.442	1	250m
375m	30.678	2			375m
500m	38.803	2	16.361	2	500m
625m	46.991	2			625m
750m	55.210	3	16.407	3	750m
875m	1:03.488	3			875m
1000m	1:11.710	3	16.500	4	1000m
1125m	1:19.944	4			1125m
1250m	1:28.143	4	16.433	5	1250m
1375m	1:36.446	4			1375m
1500m	1:44.770	4	16.627	6	1500m
1625m	1:53.173	4			1625m
1750m	2:01.508	4	16.738	7	1750m
1875m	2:09.988	4			1875m
2000m	2:18.509	4	17.001	8	2000m
2125m	2:27.121	4			2125m
2250m	2:35.794	4	17.285	9	2250m
2375m	2:44.582	4			2375m
2500m	2:53.395	4	17.601	10	2500m
2625m	3:02.320	4			2625m
2750m	3:11.263	4	17.868	11	2750m
2875m	3:20.273	4			2875m
3000m	3:29.283	4	18.020	12	3000m

www.uec.ch

Report Created SUN 14 JAN 2024 10:54

Page 1/8



Institutional Partners



Partners



Local Organising Committee





10-14 January 2024

Women's Individual Pursuit / Poursuite individuelle femmes  
Qualifying / Qualifications  
Race Analysis / Analyse de la course

Heat 2

52 CREIGHTON Erin Grace ()					99 LIEHNER Annika ()				
Distance	Time	Rank	Lap Time	Lap	Distance	Time	Rank	Lap Time	
125m	15.133	10			125m	15.496	13		
250m	24.285	11	24.285	1	250m	24.766	14	24.766	
375m	32.852	12			375m	33.470	14		
500m	41.295	12	17.010	2	500m	42.061	14	17.295	
625m	49.832	12			625m	50.665	14		
750m	58.439	11	17.144	3	750m	59.456	14	17.395	
875m	1:07.165	12			875m	1:08.271	14		
1000m	1:15.996	12	17.557	4	1000m	1:17.215	14	17.759	
1125m	1:24.973	12			1125m	1:26.160	14		
1250m	1:34.129	13	18.133	5	1250m	1:35.169	14	17.954	
1375m	1:43.387	13			1375m	1:44.144	14		
1500m	1:52.725	13	18.596	6	1500m	1:53.179	14	18.010	
1625m	2:02.126	13			1625m	2:02.177	14		
1750m	2:11.618	14	18.893	7	1750m	2:11.289	13	18.110	
1875m	2:21.254	14			1875m	2:20.382	13		
2000m	2:30.905	14	19.287	8	2000m	2:29.497	13	18.208	
2125m	2:40.590	14			2125m	2:38.560	13		
2250m	2:50.223	14	19.318	9	2250m	2:47.683	13	18.186	
2375m	2:59.916	15			2375m	2:56.724	13		
2500m	3:09.699	15	19.476	10	2500m	3:05.770	13	18.087	
2625m	3:19.579	15			2625m	3:14.868	13		
2750m	3:29.399	15	19.700	11	2750m	3:23.990	13	18.220	
2875m	3:39.050	15			2875m	3:33.105	12		
3000m	3:48.686	15	19.287	12	3000m	3:42.247	12	18.257	

www.uec.ch

Report Created SUN 14 JAN 2024 10:54

Page 2/8



UEC Official Suppliers

Institutional Partners



Partners



Local Organising Committee



10-14 January 2024

Women's Individual Pursuit / Poursuite individuelle femmes  
Qualifying / Qualifications  
Race Analysis / Analyse de la course

Heat 3

105 KOROTIEIEVA Arina ()				Lap	1 GSCHWENTNER Leila ()			
Distance	Time	Rank	Lap Time		Distance	Time	Rank	Lap Time
125m	15.795	15			125m	15.296	12	
250m	25.226	15	25.226	1	250m	24.517	12	24.517
375m	34.181	15			375m	33.214	13	
500m	43.044	15	17.818	2	500m	41.734	13	17.217
625m	51.939	15			625m	50.172	13	
750m	1:00.868	15	17.824	3	750m	58.624	13	16.890
875m	1:09.762	15			875m	1:07.107	11	
1000m	1:18.616	15	17.748	4	1000m	1:15.640	11	17.016
1125m	1:27.493	15			1125m	1:24.207	11	
1250m	1:36.485	15	17.869	5	1250m	1:32.911	11	17.271
1375m	1:45.563	15			1375m	1:41.655	11	
1500m	1:54.719	15	18.234	6	1500m	1:50.469	11	17.558
1625m	2:03.879	15			1625m	1:59.313	10	
1750m	2:13.103	15	18.384	7	1750m	2:08.226	10	17.757
1875m	2:22.373	15			1875m	2:17.182	10	
2000m	2:31.739	15	18.636	8	2000m	2:26.195	10	17.969
2125m	2:41.105	15			2125m	2:35.164	10	
2250m	2:50.449	15	18.710	9	2250m	2:44.213	10	18.018
2375m	2:59.792	14			2375m	2:53.265	10	
2500m	3:09.156	14	18.707	10	2500m	3:02.353	10	18.140
2625m	3:18.558	14			2625m	3:11.407	10	
2750m	3:27.938	14	18.782	11	2750m	3:20.542	10	18.189
2875m	3:37.166	14			2875m	3:29.680	10	
3000m	3:46.442	14	18.504	12	3000m	3:38.848	10	18.306

www.uec.ch

Report Created SUN 14 JAN 2024 10:54

Page 3/8



Institutional Partners



Partners



Local Organising Committee



10-14 January 2024

Women's Individual Pursuit / Poursuite individuelle femmes  
Qualifying / Qualifications  
Race Analysis / Analyse de la course

Heat 4

78 LORKOWSKA Patrycja ()					18 GREVE Alberte ()				
Distance	Time	Rank	Lap Time	Lap	Distance	Time	Rank	Lap Time	
125m	14.199	5			125m	15.135	11		
250m	22.994	5	22.994	1	250m	24.029	10	24.029	
375m	31.577	6			375m	32.507	10		
500m	40.073	6	17.079	2	500m	40.902	10	16.873	
625m	48.553	6			625m	49.274	10		
750m	57.077	8	17.004	3	750m	57.727	10	16.825	
875m	1:05.727	8			875m	1:06.242	10		
1000m	1:14.459	8	17.382	4	1000m	1:14.914	10	17.187	
1125m	1:23.305	9			1125m	1:23.627	10		
1250m	1:32.216	9	17.757	5	1250m	1:32.386	10	17.472	
1375m	1:41.241	10			1375m	1:41.129	9		
1500m	1:50.297	10	18.081	6	1500m	1:49.927	9	17.541	
1625m	1:59.419	11			1625m	1:58.716	9		
1750m	2:08.644	11	18.347	7	1750m	2:07.560	9	17.633	
1875m	2:17.903	11			1875m	2:16.481	9		
2000m	2:27.257	12	18.613	8	2000m	2:25.492	9	17.932	
2125m	2:36.613	12			2125m	2:34.400	9		
2250m	2:45.981	12	18.724	9	2250m	2:43.378	9	17.886	
2375m	2:55.427	12			2375m	2:52.393	9		
2500m	3:04.822	12	18.841	10	2500m	3:01.530	9	18.152	
2625m	3:14.314	12			2625m	3:10.535	9		
2750m	3:23.741	12	18.919	11	2750m	3:19.534	9	18.004	
2875m	3:33.207	13			2875m	3:28.454	9		
3000m	3:42.541	13	18.800	12	3000m	3:37.316	8	17.782	



10-14 January 2024

Women's Individual Pursuit / Poursuite individuelle femmes  
Qualifying / Qualifications  
Race Analysis / Analyse de la course

Heat 5

48 MORRIS Anna ()					91 ESCALERA Isabella Maria ()				
Distance	Time	Rank	Lap Time	Lap	Distance	Time	Rank	Lap Time	
125m	13.853	2			125m	14.335	6		
250m	22.571	2	22.571	1	250m	23.425	8	23.425	
375m	30.925	3			375m	32.154	8		
500m	39.138	3	16.567	2	500m	40.955	11	17.530	
625m	47.373	4			625m	49.762	11		
750m	55.507	4	16.369	3	750m	58.623	12	17.668	
875m	1:03.657	4			875m	1:07.478	13		
1000m	1:11.781	4	16.274	4	1000m	1:16.320	13	17.697	
1125m	1:19.915	3			1125m	1:25.187	13		
1250m	1:28.014	3	16.233	5	1250m	1:34.026	12	17.706	
1375m	1:36.087	3			1375m	1:42.893	12		
1500m	1:44.150	3	16.136	6	1500m	1:51.826	12	17.800	
1625m	1:52.215	3			1625m	2:00.764	12		
1750m	2:00.392	3	16.242	7	1750m	2:09.622	12	17.796	
1875m	2:08.435	3			1875m	2:18.423	12		
2000m	2:16.490	3	16.098	8	2000m	2:27.232	11	17.610	
2125m	2:24.600	2			2125m	2:36.106	11		
2250m	2:32.727	2	16.237	9	2250m	2:45.023	11	17.791	
2375m	2:40.951	2			2375m	2:53.975	11		
2500m	2:49.238	2	16.511	10	2500m	3:02.981	11	17.958	
2625m	2:57.661	2			2625m	3:12.020	11		
2750m	3:06.164	2	16.926	11	2750m	3:21.150	11	18.169	
2875m	3:14.790	3			2875m	3:30.283	11		
3000m	3:23.506	3	17.342	12	3000m	3:39.455	11	18.305	

www.uec.ch

Report Created SUN 14 JAN 2024 10:54

Page 5/8



Institutional Partners



Partners



Local Organising Committee



10-14 January 2024

Women's Individual Pursuit / Poursuite individuelle femmes  
Qualifying / Qualifications  
Race Analysis / Analyse de la course

Heat 6

45 KNIGHT Josie ()					35 KROGER Mieke ()				
Distance	Time	Rank	Lap Time	Lap	Distance	Time	Rank	Lap Time	
125m	14.667	9			125m	14.446	7		
250m	23.287	6	23.287	1	250m	23.338	7	23.338	
375m	31.334	5			375m	31.816	7		
500m	39.233	4	15.946	2	500m	40.253	7	16.915	
625m	47.152	3			625m	48.675	7		
750m	55.091	2	15.858	3	750m	57.074	7	16.821	
875m	1:03.123	2			875m	1:05.509	7		
1000m	1:11.201	2	16.110	4	1000m	1:13.932	7	16.858	
1125m	1:19.298	2			1125m	1:22.343	7		
1250m	1:27.414	2	16.213	5	1250m	1:30.736	7	16.804	
1375m	1:35.560	2			1375m	1:39.186	7		
1500m	1:43.709	2	16.295	6	1500m	1:47.743	7	17.007	
1625m	1:51.859	2			1625m	1:56.412	7		
1750m	1:59.996	2	16.287	7	1750m	2:05.228	8	17.485	
1875m	2:08.194	2			1875m	2:14.159	8		
2000m	2:16.405	2	16.409	8	2000m	2:23.174	8	17.946	
2125m	2:24.627	3			2125m	2:32.211	8		
2250m	2:32.793	3	16.388	9	2250m	2:41.427	8	18.253	
2375m	2:41.217	3			2375m	2:50.638	8		
2500m	2:49.501	3	16.708	10	2500m	2:59.881	8	18.454	
2625m	2:57.838	3			2625m	3:09.137	8		
2750m	3:06.187	3	16.686	11	2750m	3:18.507	8	18.626	
2875m	3:14.591	2			2875m	3:27.967	8		
3000m	3:23.028	2	16.841	12	3000m	3:37.556	9	19.049	

www.uec.ch

Report Created SUN 14 JAN 2024 10:54

Page 6/8



Institutional Partners



Partners



Local Organising Committee



10-14 January 2024

Women's Individual Pursuit / Poursuite individuelle femmes  
Qualifying / Qualifications  
Race Analysis / Analyse de la course

Heat 7

85 WANKIEWICZ Olga ()					57 ALZINI Martina ()				
Distance	Time	Rank	Lap Time	Lap	Distance	Time	Rank	Lap Time	
125m	14.105	4			125m	14.665	8		
250m	22.791	4	22.791	1	250m	23.643	9	23.643	
375m	31.113	4			375m	32.197	9		
500m	39.263	5	16.472	2	500m	40.658	8	17.015	
625m	47.470	5			625m	49.067	9		
750m	55.712	5	16.449	3	750m	57.526	9	16.868	
875m	1:04.024	5			875m	1:06.056	9		
1000m	1:12.358	5	16.646	4	1000m	1:14.619	9	17.093	
1125m	1:20.801	5			1125m	1:23.135	8		
1250m	1:29.267	5	16.909	5	1250m	1:31.641	8	17.022	
1375m	1:37.860	6			1375m	1:40.051	8		
1500m	1:46.542	6	17.275	6	1500m	1:48.360	8	16.719	
1625m	1:55.314	6			1625m	1:56.618	8		
1750m	2:04.127	6	17.585	7	1750m	2:04.889	7	16.529	
1875m	2:13.038	6			1875m	2:13.180	7		
2000m	2:22.055	7	17.928	8	2000m	2:21.509	6	16.620	
2125m	2:31.176	7			2125m	2:29.932	6		
2250m	2:40.347	7	18.292	9	2250m	2:38.464	6	16.955	
2375m	2:49.612	7			2375m	2:46.999	6		
2500m	2:58.881	7	18.534	10	2500m	2:55.559	5	17.095	
2625m	3:08.238	7			2625m	3:04.220	5		
2750m	3:17.601	7	18.720	11	2750m	3:12.983	5	17.424	
2875m	3:26.960	7			2875m	3:21.792	5		
3000m	3:36.269	7	18.668	12	3000m	3:30.614	5	17.631	

www.uec.ch

Report Created SUN 14 JAN 2024 10:54

Page 7/8



Institutional Partners



Partners



Local Organising Committee



10-14 January 2024

Women's Individual Pursuit / Poursuite individuelle femmes  
Qualifying / Qualifications  
Race Analysis / Analyse de la course

Heat 8

30 BRAUSSE Franziska ()					55 MURPHY Kelly ()				
Distance	Time	Rank	Lap Time	Lap	Distance	Time	Rank	Lap Time	
125m	13.938	3			125m	15.510	14		
250m	22.572	3	22.572	1	250m	24.526	13	24.526	
375m	30.632	1			375m	32.716	11		
500m	38.597	1	16.025	2	500m	40.729	9	16.203	
625m	46.589	1			625m	48.694	8		
750m	54.546	1	15.949	3	750m	56.704	6	15.975	
875m	1:02.587	1			875m	1:04.756	6		
1000m	1:10.674	1	16.128	4	1000m	1:12.878	6	16.174	
1125m	1:18.755	1			1125m	1:21.089	6		
1250m	1:26.820	1	16.146	5	1250m	1:29.412	6	16.534	
1375m	1:34.930	1			1375m	1:37.755	5		
1500m	1:43.076	1	16.256	6	1500m	1:46.209	5	16.797	
1625m	1:51.216	1			1625m	1:54.659	5		
1750m	1:59.355	1	16.279	7	1750m	2:03.180	5	16.971	
1875m	2:07.542	1			1875m	2:11.789	5		
2000m	2:15.752	1	16.397	8	2000m	2:20.486	5	17.306	
2125m	2:23.964	1			2125m	2:29.184	5		
2250m	2:32.184	1	16.432	9	2250m	2:37.957	5	17.471	
2375m	2:40.461	1			2375m	2:46.805	5		
2500m	2:48.842	1	16.658	10	2500m	2:55.697	6	17.740	
2625m	2:57.233	1			2625m	3:04.645	6		
2750m	3:05.608	1	16.766	11	2750m	3:13.671	6	17.974	
2875m	3:14.020	1			2875m	3:22.735	6		
3000m	3:22.574	1	16.966	12	3000m	3:31.842	6	18.171	

www.uec.ch

Report Created SUN 14 JAN 2024 10:54

Page 8/8



Institutional Partners



Partners



Local Organising Committee



**Women's Individual Pursuit / Poursuite individuelle femmes**  
**Qualifying / Qualifications**  
**Start List / Liste de départ**

Sun 14 Jan 2024 - Race distance: 3km

<b>World Record</b>	3:16.937 DYGERT Chloe	USA Berlin (GER)	29 FEB 2020
---------------------	-----------------------	------------------	-------------

Heat	Race Number	Name	NAT	Time
1	64	VENTURELLI Federica	ITA	_____
2	52	CREIGHTON Erin Grace	IRL	_____
	99	LIEHNER Annika	SUI	_____
3	105	KOROTIEIEVA Arina	UKR	_____
	1	GSCHWENTNER Leila	AUT	_____
4	78	LORKOWSKA Patrycja	POL	_____
	18	GREVE Alberte	DEN	_____
5	48	MORRIS Anna	GBR	_____
	91	ESCALERA Isabella Maria	ESP	_____
6	45	KNIGHT Josie	GBR	_____
	35	KROGER Mieke	GER	_____
7	85	WANKIEWICZ Olga	POL	_____
	57	ALZINI Martina	ITA	_____
8	30	BRAUSSE Franziska	GER	_____
	55	MURPHY Kelly	IRL	_____

**Progression rule:**

Fastest 2 riders race for Gold, and 3rd and 4th riders race for Bronze.



Women's Points Race / Course aux points femmes

Results / Résultats

Sat 13 Jan 2024 - Race distance: 100 laps (25km) with 10 sprints

Elapsed time: 31:31

Average Speed: 47.594km/h

Rank	Race No.	Name	NAT	Sprint Number										Finish Order	Lap Points			Total Points
				1	2	3	4	5	6	7	8	9	10		+	-	Balance	
1	6	KOPECKY Lotte	BEL	2	2	2		3	2	5	3	5		14				24
2	76	STENBERG Anita Yvonne	NOR	5			2	1	5		5	1		12				19
3	14	MACHACOVA Jarmila	CZE			5	3						10	1				18
4	53	GILLESPIE Lara	IRL	3	3			5						6				11
5	82	PIKULIK Wiktoria	POL				5		3	1	2			8				11
6	71	RAAIJMAKERS Marit	NED		5			2				3		5				10
7	23	COPPONI Clara	FRA	1	1				1	3	1	2		11				9
8	51	MILAKI Argyro	GRE									6		2				6
9	18	GREVE Alberte	DEN										4	3				4
10	46	LEWIS Sophie	GBR			3	1							13				4
11	65	ZANARDI Silvia	ITA										2	4				2
12	36	REISSNER Lena Charlotte	GER							2				10				2
13	95	LARRARTE ARTEAGA Eukene	ESP											7				0
14	86	CAMPOS Daniela	POR											9				0
15	98	LIECHTI Jasmin	SUI											15		20	-20	-20
16	105	KOROTIEIEVA Arina	UKR													40	-40	DNF
17	89	JENCUŠOVA Nora	SVK													60	-60	DNF
	1	GSCHWENTNER Leila	AUT															DNF
	66	BALEIŠYTE Olivija	LTU			1												DNF

LEGEND

- Points lost      + Points gained      DNF Did Not Finish      No. Number



Women's Points Race / Course aux points femmes

Start List / Liste de départ

Sat 13 Jan 2024 - Race distance: 100 laps (25km) with 10 sprints

Race Number	Name	NAT
-------------	------	-----

At the fence

6	KOPECKY Lotte	BEL
76	STENBERG Anita Yvonne	NOR
14	MACHACOVA Jarmila	CZE
53	GILLESPIE Lara	IRL
46	LEWIS Sophie	GBR
105	KOROTIEIEVA Arina	UKR
1	GSCHWENTNER Leila	AUT
95	LARRARTE ARTEAGA Eukene	ESP
36	REISSNER Lena Charlotte	GER
23	COPPONI Clara	FRA

At the blue band

71	RAAIJMAKERS Marit	NED
65	ZANARDI Silvia	ITA
86	CAMPOS Daniela	POR
66	BALEIŠYTE Olivija	LTU
51	MILAKI Argyro	GRE
82	PIKULIK Wiktoria	POL
98	LIECHTI Jasmin	SUI
89	JENCUŠOVA Nora	SVK
18	GREVE Alberte	DEN

Women's Scratch Race / Course scratch femmes

Results / Résultats

Thu 11 Jan 2024 - Race distance: 40 laps (10km)

Elapsed time: 12:27

Average Speed: 48.193km/h

Rank	Race Number	Name	NAT	Comments
GOLD	23	COPPONI Clara	FRA	
SILVER	10	WITTEVRONGEL Lani	BEL	
BRONZE	60	FIDANZA Martina	ITA	
4	81	PIKULIK Daria	POL	
5	87	MARTINS Maria	POR	
6	66	BALEIŠYTE Olivija	LTU	
7	39	TEUTENBERG Lea Lin	GER	
8	76	STENBERG Anita Yvonne	NOR	
9	17	ŠEVCIKOVA Petra	CZE	
10	54	GRIFFIN Mia	IRL	
11	96	RODRIGUEZ CORDERO Laura	ESP	
12	72	van BELLE Lisa	NED	
13	46	LEWIS Sophie	GBR	
14	19	KLINGE Ellen	DEN	
15	100	SCHNEIDER Cybele	SUI	
16	88	BACIKOVA Alžbeta	SVK	
17	51	MILAKI Argyro	GRE	
18	1	GSCHWENTNER Leila	AUT	
19	104	KLIMCHENKO Tetyana	UKR	

Women's Scratch Race / Course scratch femmes

Start List / Liste de départ

Thu 11 Jan 2024 - Race distance: 40 laps (10km)

Race Number	Name	NAT
-------------	------	-----

At the fence

76	STENBERG Anita Yvonne	NOR
66	BALEIŠYTE Olivija	LTU
81	PIKULIK Daria	POL
87	MARTINS Maria	POR
51	MILAKI Argyro	GRE
100	SCHNEIDER Cybele	SUI
39	TEUTENBERG Lea Lin	GER
10	WITTEVRONGEL Lani	BEL
72	van BELLE Lisa	NED
96	RODRIGUEZ CORDERO Laura	ESP

At the blue band

60	FIDANZA Martina	ITA
17	ŠEV IKOVA Petra	CZE
23	COPPONI Clara	FRA
88	BA IKOVA Alžbeta	SVK
46	LEWIS Sophie	GBR
54	GRIFFIN Mia	IRL
104	KLIMCHENKO Tetyana	UKR
1	GSCHWENTNER Leila	AUT
19	KLINGE Ellen	DEN

Women's Elimination Race / Course par élimination femmes

Results / Résultats

Sat 13 Jan 2024

Elapsed time: 11:08

Average Speed: 47.156km/h

Rank	Race Number	Name	NAT
GOLD	6	KOPECKY Lotte	BEL
SILVER	39	TEUTENBERG Lea Lin	GER
BRONZE	49	ROBERTS Jessica	GBR
4	59	CONSONNI Chiara	ITA
5	87	MARTINS Maria	POR
6	76	STENBERG Anita Yvonne	NOR
7	25	FORTIN Valentine	FRA
8	66	BALEIŠYTE Olivija	LTU
9	16	NEMCOVA Barbora	CZE
10	74	van der WOLF Babette	NED
11	88	BACIKOVA Alžbeta	SVK
12	20	KRUM Ida	DEN
13	104	KLIMCHENKO Tetyana	UKR
14	96	RODRIGUEZ CORDERO Laura	ESP
15	97	ANDRES Michelle	SUI
16	54	GRIFFIN Mia	IRL
17	78	LORKOWSKA Patrycja	POL
18	51	MILAKI Argyro	GRE

Women's Elimination Race / Course par élimination femmes

Start List / Liste de départ

Sat 13 Jan 2024

Race Number	Name	NAT
-------------	------	-----

At the fence

6	KOPECKY Lotte	BEL
59	CONSONNI Chiara	ITA
78	LORKOWSKA Patrycja	POL
16	NEMCOVA Barbora	CZE
54	GRIFFIN Mia	IRL
76	STENBERG Anita Yvonne	NOR
96	RODRIGUEZ CORDERO Laura	ESP
66	BALEIŠYTE Olivija	LTU
104	KLIMCHENKO Tetyana	UKR

At the blue band

25	FORTIN Valentine	FRA
49	ROBERTS Jessica	GBR
74	van der WOLF Babette	NED
39	TEUTENBERG Lea Lin	GER
97	ANDRES Michelle	SUI
88	BACIKOVA Alžbeta	SVK
51	MILAKI Argyro	GRE
20	KRUM Ida	DEN
87	MARTINS Maria	POR

## Women's Omnium / Omnium femmes

### Final Classification / Classement final

Rank	Race Number	Name	NAT	Scratch Race 1/4	Tempo Race 2/4	Elimination Race 3/4	Sub Total Points	Points Race 4/4 (80 Laps - 20 Km)										Total Points	
								Sprint Points								Lap Points			Finish Order
								1	2	3	4	5	6	7	8	+	-		
GOLD	76	STENBERG Anita Yvonne	NOR	40 (1)	38 (2)	36 (3)	114 (1)				3	1	2	2		20	-	5	142
SILVER	43	EVANS Neah	GBR	34 (4)	34 (4)	34 (4)	102 (2)				5	2		5	2	20		4	136
BRONZE	25	FORTIN Valentine	FRA	26 (8)	40 (1)	32 (5)	98 (3)				2		5	6	20		2	131	
4	53	GILLESPIE Lara	IRL	32 (5)	24 (9)	22 (10)	78 (7)	5					3	4	40		3	130	
5	81	PIKULIK Daria	POL	36 (3)	22 (10)	28 (7)	86 (6)		2	5		5	1		10	20	1	129	
6	62	w PATERNOSTER Letizia	ITA	38 (2)	20 (11)	38 (2)	96 (4)					3				20		7	119
7	6	KOPECKY Lotte	BEL	24 (9)	26 (8)	40 (1)	90 (5)		1		1			3		20		6	115
8	87	MARTINS Maria	POR	14 (14)	30 (6)	30 (6)	74 (10)			3				1		20		14	98
9	71	RAAIJMAKERS Marit	NED	28 (7)	32 (5)	14 (14)	74 (9)			2						20		11	96
10	101	SEITZ Aline	SUI	30 (6)	14 (14)	24 (9)	68 (11)	3								20		15	91
11	66	BALEIŠYTE Olivija	LTU	22 (10)	16 (13)	26 (8)	64 (12)			1						20		8	85
12	39	TEUTENBERG Lea Lin	GER	20 (11)	18 (12)	12 (15)	50 (14)	1	5							20		16	76
13	17	ŠEVCIKOVA Petra	CZE	18 (12)	36 (3)	20 (11)	74 (8)											13	74
14	95	LARRARTE ARTEAGA Eukene	ESP	16 (13)	28 (7)	8 (17)	52 (13)	2	3									18	57
15	19	KLINGE Ellen	DEN	4 (19)	12 (15)	18 (12)	34 (15)									20		9	54
16	88	BACIKOVA Alžbeta	SVK	12 (15)	6 (18)	16 (13)	34 (16)										20	17	14
17	1	GSCHWENTNER Leila	AUT	10 (16)	10 (16)	6 (18)	26 (17)										20	12	6
18	51	MILAKI Argyro	GRE	6 (18)	8 (17)	10 (16)	24 (18)										20	10	4
	108	YASHCHENKO Tetiana	UKR	8 (17)	4 (19)	4 (19)	16 (19)											DNF	DNF

Elapsed Time: 25:22 - Average Speed: 47.306km/h

**No. 62 PATERNOSTER Letizia (ITA)**

Has been relegated Sprint 6 for riding on the blue band.

A été déclassé(e) Sprint 6 pour avoir roulé sur la côte d'azur.

Communiqué approved by the Secretary of the Commissaires Panel:

**Note:**

Points scale for the first three races: 1st: 40 points, 2nd: 38 points, 3rd: 36 points, etc.

**LEGEND**

+ Points gained      - Points lost      **DNF** Did Not Finish      **nn (x)** Points (Rank)      **w** Warning

www.uec.ch

Report Created FRI 12 JAN 2024 20:55

Page 1/1

**ALE** **vittoria**  
UEC Official Suppliers

Women's Omnium / Omnium femmes

Results Progression / Tableau de progression

Rank	Race Number	Name	NAT		Scrach Race 1/4		Tempo Race 2/4		Elimination Race 3/4		Points Race 4/4
					Rank	Points	Rank	Points	Rank	Points	Points
1	76	STENBERG Anita Yvonne	NOR	Race result:	1	40	2	38	3	36	28
				Overall:	1	40	1	78	1	114	142
2	43	EVANS Neah	GBR	Race result:	4	34	4	34	4	34	34
				Overall:	4	34	2	68	2	102	136
3	25	FORTIN Valentine	FRA	Race result:	8	26	1	40	5	32	33
				Overall:	8	26	3	66	3	98	131
4	53	GILLESPIE Lara	IRL	Race result:	5	32	9	24	10	22	52
				Overall:	5	32	7	56	7	78	130
5	81	PIKULIK Daria	POL	Race result:	3	36	10	22	7	28	43
				Overall:	3	36	6	58	6	86	129
6	62	PATERNOSTER Letizia	ITA	Race result:	2	38	11	20	2	38	23
				Overall:	2	38	5	58	4	96	119
7	6	KOPECKY Lotte	BEL	Race result:	9	24	8	26	1	40	25
				Overall:	9	24	9	50	5	90	115
8	87	MARTINS Maria	POR	Race result:	14	14	6	30	6	30	24
				Overall:	14	14	10	44	10	74	98
9	71	RAAIJMAKERS Marit	NED	Race result:	7	28	5	32	14	14	22
				Overall:	7	28	4	60	9	74	96
10	101	SEITZ Aline	SUI	Race result:	6	30	14	14	9	24	23
				Overall:	6	30	11	44	11	68	91
11	66	BALEIŠYTE Olivija	LTU	Race result:	10	22	13	16	8	26	21
				Overall:	10	22	13	38	12	64	85
12	39	TEUTENBERG Lea Lin	GER	Race result:	11	20	12	18	15	12	26
				Overall:	11	20	14	38	14	50	76
13	17	ŠEVCIKOVA Petra	CZE	Race result:	12	18	3	36	11	20	
				Overall:	12	18	8	54	8	74	74
14	95	LARRARTE ARTEAGA Eukene	ESP	Race result:	13	16	7	28	17	8	5
				Overall:	13	16	12	44	13	52	57
15	19	KLINGE Ellen	DEN	Race result:	19	4	15	12	12	18	20
				Overall:	19	4	17	16	15	34	54
16	88	BACIKOVA Alžbeta	SVK	Race result:	15	12	18	6	13	16	-20
				Overall:	15	12	16	18	16	34	14
17	1	GSCHWENTNER Leila	AUT	Race result:	16	10	16	10	18	6	-20
				Overall:	16	10	15	20	17	26	6
18	51	MILAKI Argyro	GRE	Race result:	18	6	17	8	16	10	-20
				Overall:	18	6	18	14	18	24	4
	108	YASHCHENKO Tetiana	UKR	Race result:	17	8	19	4	19	4	DNF
				Overall:	17	8	19	12	19	16	DNF

**Note:**  
Points scale for the first three races: 1st: 40 points, 2nd: 38 points, 3rd: 36 points, etc.

**LEGEND**  
DNF Did Not Finish      No.      Number



**Women's Omnium / Omnium femmes**  
**Points Race 4\4 / Course aux points 4\4**  
**Start List / Liste de départ**

Fri 12 Jan 2024 - Race distance: 80 laps (20km) with 8 sprints

Race Number	Name	NAT
-------------	------	-----

**At the fence**

76	STENBERG Anita Yvonne	NOR
25	FORTIN Valentine	FRA
6	KOPECKY Lotte	BEL
53	GILLESPIE Lara	IRL
71	RAAIJMAKERS Marit	NED
101	SEITZ Aline	SUI
95	LARRARTE ARTEAGA Eukene	ESP
19	KLINGE Ellen	DEN
1	GSCHWENTNER Leila	AUT
108	YASHCHENKO Tetiana	UKR

**At the blue band**

43	EVANS Neah	GBR
62	<b>w</b> PATERNOSTER Letizia	ITA
81	PIKULIK Daria	POL
17	ŠEVCIKOVA Petra	CZE
87	MARTINS Maria	POR
66	BALEIŠYTE Olivija	LTU
39	TEUTENBERG Lea Lin	GER
88	BACIKOVA Alžbeta	SVK
51	MILAKI Argyro	GRE

**LEGEND**

**w** Warning

Women's Omnium / Omnium femmes  
Elimination Race 3\4 / Course par élimination 3\4  
Results / Résultats

Fri 12 Jan 2024

Elapsed time: 11:08

Average Speed: 47.156km/h

Rank	Race Number	Name	NAT
1	6	KOPECKY Lotte	BEL
2	62 <b>w</b>	PATERNOSTER Letizia	ITA
3	76	STENBERG Anita Yvonne	NOR
4	43	EVANS Neah	GBR
5	25	FORTIN Valentine	FRA
6	87	MARTINS Maria	POR
7	81	PIKULIK Daria	POL
8	66	BALEIŠYTE Olivija	LTU
9	101	SEITZ Aline	SUI
10	53	GILLESPIE Lara	IRL
11	17	ŠEVCIKOVA Petra	CZE
12	19	KLINGE Ellen	DEN
13	88	BACIKOVA Alžbeta	SVK
14	71	RAAIJMAKERS Marit	NED
15	39	TEUTENBERG Lea Lin	GER
16	51	MILAKI Argyro	GRE
17	95	LARRARTE ARTEAGA Eukene	ESP
18	1	GSCHWENTNER Leila	AUT
19	108	YASHCHENKO Tetiana	UKR

**No. 62 PATERNOSTER Letizia (ITA)**

Warning for pushing their opponent.

Avertissement pour avoir poussé son adversaire.

**LEGEND**

**w** Warning

**Women's Omnium / Omnium femmes**  
**Elimination Race 3\4 / Course par élimination 3\4**  
**Start List / Liste de départ**

Fri 12 Jan 2024

Race Number	Name	NAT
<b>At the fence</b>		
76	STENBERG Anita Yvonne	NOR
25	FORTIN Valentine	FRA
62	PATERNOSTER Letizia	ITA
53	GILLESPIE Lara	IRL
6	KOPECKY Lotte	BEL
101	SEITZ Aline	SUI
66	BALEIŠYTE Olivija	LTU
1	GSCHWENTNER Leila	AUT
19	KLINGE Ellen	DEN
108	YASHCHENKO Tetiana	UKR
<b>At the blue band</b>		
43	EVANS Neah	GBR
71	RAAIJMAKERS Marit	NED
81	PIKULIK Daria	POL
17	ŠEVCIKOVA Petra	CZE
87	MARTINS Maria	POR
95	LARRARTE ARTEAGA Eukene	ESP
39	TEUTENBERG Lea Lin	GER
88	BACIKOVA Alžbeta	SVK
51	MILAKI Argyro	GRE

Women's Omnium / Omnium femmes  
Tempo Race 2\4 / Course tempo 2\4  
Results / Résultats

Fri 12 Jan 2024 - Race distance: 30 laps (7.5km)

Elapsed time: 8:32

Average Speed: 52.734km/h

Rank	Race Number	Name	NAT	Sprints Won	Lap Points			Finish Order	Total Points	
					+	-	Balance			
1	25	FORTIN Valentine	FRA	13, 14, 15	20		20	14	23	
2	76	STENBERG Anita Yvonne	NOR	17, 20	20		20	4	22	
3	17	ŠEVCIKOVA Petra	CZE	1, 3	20		20	10	22	
4	43	EVANS Neah	GBR	11, 16	20		20	15	22	
5	71	RAAIJMAKERS Marit	NED	19	20		20	6	21	
6	87	MARTINS Maria	POR	18	20		20	11	21	
7	95	LARRARTE ARTEAGA Eukene	ESP	2, 4, 5, 6	20	20	0	17	4	
8	6	KOPECKY Lotte	BEL	9, 10, 25				5	3	
9	53	GILLESPIE Lara	IRL	12, 23, 24				8	3	
10	81	PIKULIK Daria	POL	8, 26				1	2	
11	62	PATERNOSTER Letizia	ITA	21, 22				13	2	
12	39	TEUTENBERG Lea Lin	GER	7				19	1	
13	66	BALEIŠYTE Olivija	LTU					2	0	
14	101	SEITZ Aline	SUI					3	0	
15	19	KLINGE Ellen	DEN					7	0	
16	1	GSCHWENTNER Leila	AUT					9	0	
17	51	MILAKI Argyro	GRE					12	0	
18	88	BACIKOVA Alžbeta	SVK					18	0	
19	108	YASHCHENKO Tetiana	UKR				20	-20	16	-20

LEGEND

- Points lost                      + Points gained



**Women's Omnium / Omnium femmes**  
**Tempo Race 2\4 / Course tempo 2\4**  
**Start List / Liste de départ**

Fri 12 Jan 2024 - Race distance: 30 laps (7.5km)

Race Number	Name	NAT
-------------	------	-----

**At the fence**

76	STENBERG Anita Yvonne	NOR
81	PIKULIK Daria	POL
53	GILLESPIE Lara	IRL
71	RAAIJMAKERS Marit	NED
6	KOPECKY Lotte	BEL
39	TEUTENBERG Lea Lin	GER
95	LARRARTE ARTEAGA Eukene	ESP
88	BACIKOVA Alžbeta	SVK
108	YASHCHENKO Tetiana	UKR
19	KLINGE Ellen	DEN

**At the blue band**

62	PATERNOSTER Letizia	ITA
43	EVANS Neah	GBR
101	SEITZ Aline	SUI
25	FORTIN Valentine	FRA
66	BALEIŠYTE Olivija	LTU
17	ŠEVCIKOVA Petra	CZE
87	MARTINS Maria	POR
1	GSCHWENTNER Leila	AUT
51	MILAKI Argyro	GRE

Women's Omnium / Omnium femmes  
Scratch Race 1\4 / Course scratch 1\4  
Results / Résultats

Fri 12 Jan 2024 - Race distance: 30 laps (7.5km)

Elapsed time: 9:26

Average Speed: 47.703km/h

Rank	Race Number	Name	NAT	Comments
1	76	STENBERG Anita Yvonne	NOR	
2	62	PATERNOSTER Letizia	ITA	
3	81	PIKULIK Daria	POL	
4	43	EVANS Neah	GBR	
5	53	GILLESPIE Lara	IRL	
6	101	SEITZ Aline	SUI	
7	71	RAAIJMAKERS Marit	NED	
8	25	FORTIN Valentine	FRA	
9	6	KOPECKY Lotte	BEL	
10	66	BALEIŠYTE Olivija	LTU	
11	39	TEUTENBERG Lea Lin	GER	
12	17	ŠEVCIKOVA Petra	CZE	
13	95	LARRARTE ARTEAGA Eukene	ESP	
14	87	MARTINS Maria	POR	
15	88	BACIKOVA Alžbeta	SVK	
16	1	GSCHWENTNER Leila	AUT	
17	108	YASHCHENKO Tetiana	UKR	
18	51	MILAKI Argyro	GRE	
19	19	KLINGE Ellen	DEN	

**Women's Omnium / Omnium femmes**  
**Scratch Race 1\4 / Course scratch 1\4**  
**Start List / Liste de départ**

Fri 12 Jan 2024 - Race distance: 30 laps (7.5km)

Race Number	Name	NAT
<b>At the fence</b>		
76	STENBERG Anita Yvonne	NOR
53	GILLESPIE Lara	IRL
66	BALEIŠYTE Olivija	LTU
17	ŠEVCIKOVA Petra	CZE
25	FORTIN Valentine	FRA
101	SEITZ Aline	SUI
88	BACIKOVA Alžbeta	SVK
43	EVANS Neah	GBR
19	KLINGE Ellen	DEN
108	YASHCHENKO Tetiana	UKR
<b>At the blue band</b>		
6	KOPECKY Lotte	BEL
81	PIKULIK Daria	POL
87	MARTINS Maria	POR
95	LARRARTE ARTEAGA Eukene	ESP
51	MILAKI Argyro	GRE
62	PATERNOSTER Letizia	ITA
39	TEUTENBERG Lea Lin	GER
71	RAAIJMAKERS Marit	NED
1	GSCHWENTNER Leila	AUT

Women's Madison / Madison femmes

Results / Résultats

Sun 14 Jan 2024 - Race distance: 120 laps (30km) with 12 sprints

Elapsed time: 35:18

Average Speed: 50.992km/h

Rank	Race Number	NAT Name	Sprint Number												Lap Points			Finish Order	Points
			1	2	3	4	5	6	7	8	9	10	11	12	+	-	Balance		
GOLD	22	<b>FRA - France</b>	2			5	1			5	5	3	5	4	20		20	3	50
		Black FORTIN Valentine																	
		Red BORRAS Marion																	
SILVER	31	<b>BEL - Belgium</b>	3			1		3	3		3	5	3		20		20	5	41
		Black de CLERCQ Katrijn																	
		Red KOPECKY Lotte																	
BRONZE	24	<b>ITA - Italy</b>		3	1	3	3	1	5	1		1		10				1	28
		Black BALSAMO Elisa																	
		Red GUAZZINI Vittoria																	
4	23	<b>POL - Poland</b>				2		5	2	3	2	2	2	6				2	24
		Black PIKULIK Daria																	
		Red PIKULIK Wiktoria																	
5	27	<b>NED - Netherlands</b>		5	3		5			2			1	2				4	18
		Black RAAIJMAKERS Marit																	
		Red van BELLE Lisa																	
6	26	<b>IRL - Ireland</b>			5		2	2										6	9
		Black GILLESPIE Lara																	
		Red SHARPE Alice																	
7	30	<b>GER - Germany</b>		1	2				1		1							7	5
		Black BRAUSSE Franziska																	
		Red TEUTENBERG Lea Lin																	
8	25	<b>DEN - Denmark</b>																8	0
		Black KLINGE Ellen																	
		Red KRUM Ida																	
9	29	<b>SUI - Switzerland</b>																9	0
		Black ANDRES Michelle																	
		Red LIECHTI Jasmin																	
10	33	<b>UKR - Ukraine</b>														40	-40		DNF
		Black KLIMCHENKO Tetyana																	
		Red KOROTIEIEVA Arina																	
	21	<b>GBR - Great Britain</b>	5																DNF
		Black BARKER Elinor																	
		Red EVANS Neah																	
	28	<b>CZE - Czechia</b>	1	2															DNF
		Black KOHOUTKOVA Kate Ina																	
		Red ŠEVCIKOVA Petra																	
	32	<b>ESP - Spain</b>														20	-20		DNF
		Black FERRERES NAVARRO																	
		Red RODRIGUEZ CORDERO Laura																	



UEC Official Suppliers



Women's Madison / Madison femmes

Results / Résultats

Sun 14 Jan 2024 - Race distance: 120 laps (30km) with 12 sprints

Elapsed time: 35:18

Average Speed: 50.992km/h

Rank	Race Number	NAT Name	Sprint Number												Lap Points			Finish Order	Points
			1	2	3	4	5	6	7	8	9	10	11	12	+	-	Balance		

**IRL - Ireland**

Warning for dangerous riding during the race.  
Avertissement pour manoeuvre dangereuse au cours de l'épreuve.

**ESP - Spain**

Warning for causing the crash of their opponent.  
Avertissement pour avoir provoqué la chute de son adversaire.

**LEGEND**

- Points lost      + Points gained      DNF Did Not Finish      w Warning



Women's Madison / Madison femmes

Start List / Liste de départ

Sun 14 Jan 2024 - Race distance: 120 laps (30km) with 12 sprints

Race Number	NAT	Colour	Name
<b>At the fence</b>			
21	GBR - Great Britain	BLACK RED	BARKER Elinor EVANS Neah
23	POL - Poland	BLACK RED	PIKULIK Daria PIKULIK Wiktoria
25	DEN - Denmark	BLACK RED	KLINGE Ellen KRUM Ida
27	NED - Netherlands	BLACK RED	RAAIJMAKERS Marit van BELLE Lisa
29	SUI - Switzerland	BLACK RED	ANDRES Michelle LIECHTI Jasmin
31	BEL - Belgium	BLACK RED	de CLERCQ Katrijn KOPECKY Lotte
33	UKR - Ukraine	BLACK RED	KLIMCHENKO Tetyana KOROTIEIEVA Arina
<b>At the blue band</b>			
22	FRA - France	BLACK RED	FORTIN Valentine BORRAS Marion
24	ITA - Italy	BLACK RED	BALSAMO Elisa GUAZZINI Vittoria
26	IRL - Ireland	BLACK RED	GILLESPIE Lara SHARPE Alice
28	CZE - Czechia	BLACK RED	KOHOUTKOVA Kate Ina ŠEVCIKOVA Petra
30	GER - Germany	BLACK RED	BRAUSSE Franziska TEUTENBERG Lea Lin
32	ESP - Spain	BLACK RED	FERRERES NAVARRO Isabel RODRIGUEZ CORDERO Laura